
MASTER CONTROL BOOK



FASA CORPORATION

MASTER CONTROL PANEL

Race FEDERATION
Vessel Class EXCELSIOR MK I
Vessel Name _____ Captain's Name _____
D 184.3 Captain's Skill Rating _____
WDF 160.4 Crew Efficiency Rating _____

ENGINEERING DISPLAY

IMPULSE ENGINE POWER TRACK
Type FIG-2

1	2	3	4	5	6	7	8	9	10	11	12	13	14	15	16	17	18	19	20
21	22	23	24	25	26	27	28	29	30	31	32	33	34	35	36	37	38	39	40

WARP ENGINE PORT POWER TRACK
Type ETWA

1	2	3	4	5	6	7	8	9	10	11	12	13	14	15	16	17	18	19	20
21	22	23	24	25	26	27	28	29	30	31	32	33	34	35	36	37	38	39	40

WARP ENGINE STARBOARD POWER TRACK
Type ETWA

1	2	3	4	5	6	7	8	9	10	11	12	13	14	15	16	17	18	19	20
21	22	23	24	25	26	27	28	29	30	31	32	33	34	35	36	37	38	39	40

	TURN #1	#2	#3	#4	#5	#6	#7	#8	#9	#10	#11	#12
Total Power Units Available	108											
Power To Movement (Movement Point Ratio 6/1)												
Power To Shields (Shield Point Ratio 1/1/4)												
Power To Weapons												
Power to Cloak (Points To Power ___)												

HELM DISPLAY

STRESS CHARTS
ENGINE: D SUPERSTRUCTURE: F WARP SPEED _____

	TURN #1	#2	#3	#4	#5	#6	#7	#8	#9	#10	#11	#12
MOVEMENT POINTS												
SENSORS STATUS	D O L	D O L	D O L	D O L	D O L	D O L	D O L	D O L	D O L	D O L	D O L	D O L
CLOAK STATUS	ON OFF	ON OFF	ON OFF	ON OFF	ON OFF	ON OFF	ON OFF	ON OFF	ON OFF	ON OFF	ON OFF	ON OFF

WEAPONS DISPLAY

Beam Type FH-5	Missile Type FP-4
Firing Chart R	Firing Chart S
Maximum Power 4	Power To Arm 1
Damage Modifiers +3(-) +2(1-8) +1(9-16)	Damage 20
Beam Type FH-11	Missile Type _____
Firing Chart Y	Firing Chart _____
Maximum Power 10	Power To Arm _____
Damage Modifiers +3(1-10) +2(11-17) +1(18-24)	Damage _____

	TURN #1	#2	#3	#4	#5	#6	#7	#8	#9	#10	#11	#12
Type FH-5 ■OPER ☐DMGD ☐REPD ☐INOP Firing Arc (P) F A S												
Type FH-5 ■OPER ☐DMGD ☐REPD ☐INOP Firing Arc (P) F A S												
Type FH-5 ■OPER ☐DMGD ☐REPD ☐INOP Firing Arc (P) F A S												
Type FH-5 ■OPER ☐DMGD ☐REPD ☐INOP Firing Arc (P) F A S												
Type FH-5 ■OPER ☐DMGD ☐REPD ☐INOP Firing Arc P F A (S)												
Type FH-5 ■OPER ☐DMGD ☐REPD ☐INOP Firing Arc P F A (S)												
Type FH-5 ■OPER ☐DMGD ☐REPD ☐INOP Firing Arc P F A (S)												
Type FH-5 ■OPER ☐DMGD ☐REPD ☐INOP Firing Arc P F A (S)												
Type ☐OPER ☐DMGD ☐REPD ☐INOP Firing Arc P F A S												
Type FH-11 ■OPER ☐DMGD ☐REPD ☐INOP Firing Arc (P) F A S												
Type FH-11 ■OPER ☐DMGD ☐REPD ☐INOP Firing Arc (P) F A S												
Type FH-11 ■OPER ☐DMGD ☐REPD ☐INOP Firing Arc P (F) A S												
Type FH-11 ■OPER ☐DMGD ☐REPD ☐INOP Firing Arc P (F) A S												
Type FH-11 ■OPER ☐DMGD ☐REPD ☐INOP Firing Arc P F A (S)												
Type FH-11 ■OPER ☐DMGD ☐REPD ☐INOP Firing Arc P F A (S)												
Type FH-11 ■OPER ☐DMGD ☐REPD ☐INOP Firing Arc P F (A) S												
Type FH-11 ■OPER ☐DMGD ☐REPD ☐INOP Firing Arc P F (A) S												
Type ☐OPER ☐DMGD ☐REPD ☐INOP Firing Arc P F A S												
Type EP-4 ■OPER ☐DMGD ☐REPD ☐INOP Firing Arc P (F) A S												
Type EP-4 ■OPER ☐DMGD ☐REPD ☐INOP Firing Arc P (F) A S												
Type EP-4 ■OPER ☐DMGD ☐REPD ☐INOP Firing Arc P F (A) S												
Type EP-4 ■OPER ☐DMGD ☐REPD ☐INOP Firing Arc P F (A) S												

DAMAGE CONTROL DISPLAY

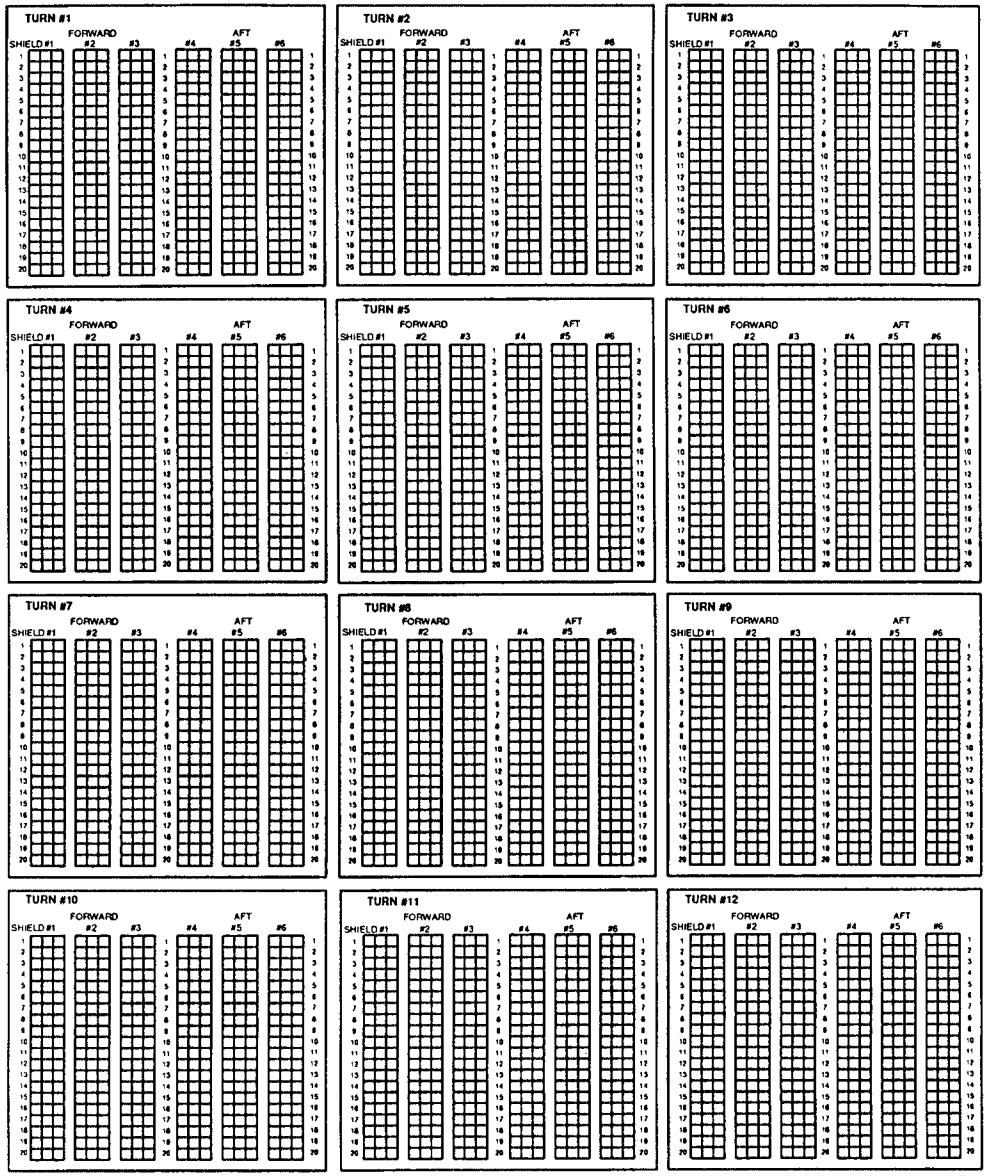
SHIELDS

SHIELD TYPE FSS SHIELD POINT RATIO 1 / 4 MAXIMUM SHIELD POWER 20

SHIELD POINTS AVAILABLE

#1	#2	#3	#4	#5	#6	#7	#8	#9	#10	#11	#12

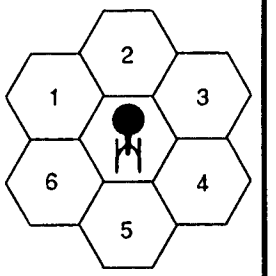
DAMAGE CHART A B (C)



DAMAGE POINT RECORD

TURN #1 _____	TURN #5 _____	TURN # 9 _____
#2 _____	#6 _____	#10 _____
#3 _____	#7 _____	#11 _____
#4 _____	#8 _____	#12 _____

SHIELDS DIAGRAM



SYSTEMS REPAIR STATUS

	1ST HIT	2ND HIT	3RD HIT	4TH HIT	5TH HIT
SENSORS	1-8	1-6	1-4	1-2	OUT
SHIELD #1	1-8	1-6	1-4	1-2	OUT
#2	1-8	1-6	1-4	1-2	OUT
#3	1-8	1-6	1-4	1-2	OUT
#4	1-8	1-6	1-4	1-2	OUT
#5	1-8	1-6	1-4	1-2	OUT
#6	1-8	1-6	1-4	1-2	OUT
ENGINEERING GRIDS					
SHIELDS	1-8	1-6	1-4	1-2	OUT
WEAPONS	1-8	1-6	1-4	1-2	OUT
MANEUVER	1-8	1-6	1-4	1-2	OUT

SUPERSTRUCTURE DAMAGE TRACK

1	2	3	4	5	6	7	8	9	10	11	12	13	14	15	16	17	18	19	20
21	22	23	24	25	26	27	28	29	30	31	32	33	34	35	36	37	38	39	40
41	42	43	44	45	46	47	48	49	50	51	52	53	54	55	56	57	58	59	60

CREW 8/0

CASUALTY MODIFIER TRACK

0–19%	20–39%	40–59%	60–69%	70 % +
0	–1 –10%	–2 –20%	–5 –50%	NO FIRING

PERCENT CASUALTIES TRACK

1	2	3	4	5	6	7	8	9	10	11	12	13	14	15	16	17	18	19	20
21	22	23	24	25	26	27	28	29	30	31	32	33	34	35	36	37	38	39	40
41	42	43	44	45	46	47	48	49	50	51	52	53	54	55	56	57	58	59	60
61	62	63	64	65	66	67	68	69	70	71	72	73	74	75	76	77	78	79	80
81	82	83	84	85	86	87	88	89	90	91	92	93	94	95	96	97	98	99	100

FASA CORPORATION

PERMISSION GRANTED TO PHOTOCOPY FOR PERSONAL USE

MASTER CONTROL PANEL

Race FEDERATION
Vessel Class ANDOR MKII
Vessel Name _____ Captain's Name _____
D 112.5 Captain's Skill Rating _____
WDF 51.4 Crew Efficiency Rating _____

ENGINEERING DISPLAY

IMPULSE ENGINE POWER TRACK
Type EIE-2
1 2 3 4 5 6 7 8 9 10 11 12 13 14 15 16 17 18 19 20
21 22 23 24 25 26 27 28 29 30 31 32 33 34 35 36 37 38 39 40

WARP ENGINE PORT POWER TRACK
Type EWE-2
1 2 3 4 5 6 7 8 9 10 11 12 13 14 15 16 17 18 19 20
21 22 23 24 25 26 27 28 29 30 31 32 33 34 35 36 37 38 39 40

WARP ENGINE STARBOARD POWER TRACK
Type EWE-2
1 2 3 4 5 6 7 8 9 10 11 12 13 14 15 16 17 18 19 20
21 22 23 24 25 26 27 28 29 30 31 32 33 34 35 36 37 38 39 40

	TURN #1	#2	#3	#4	#5	#6	#7	#8	#9	#10	#11	#12
Total Power Units Available	42											
Power To Movement (Movement Point Ratio 3/1)												
Power To Shields (Shield Point Ratio 1/3)												
Power To Weapons												
Power to Cloak (Points To Power ___)												

HELM DISPLAY

STRESS CHARTS
ENGINE: G SUPERSTRUCTURE: K WARP SPEED _____

	TURN #1	#2	#3	#4	#5	#6	#7	#8	#9	#10	#11	#12
MOVEMENT POINTS												
SENSORS STATUS	D O L	D O L	D O L	D O L	D O L	D O L	D O L	D O L	D O L	D O L	D O L	D O L
CLOAK STATUS	ON OFF	ON OFF	ON OFF	ON OFF	ON OFF	ON OFF	ON OFF	ON OFF	ON OFF	ON OFF	ON OFF	ON OFF

WEAPONS DISPLAY

Beam Type FH-13	Missile Type FP-7
Firing Chart T	Firing Chart R
Maximum Power 8	Power To Arm 1
Damage Modifiers +3(1-5) +2(6-12) +1(13-18)	Damage 8
Beam Type _____	Missile Type _____
Firing Chart _____	Firing Chart _____
Maximum Power _____	Power To Arm _____
Damage Modifiers +3(–) +2(–) +1(–)	Damage _____

	TURN #1	#2	#3	#4	#5	#6	#7	#8	#9	#10	#11	#12
Type FH-13 ■OPER ☐DMGD ☐REPD ☐INOP Firing Arc P (F) S A												
Type FH-13 ■OPER ☐DMGD ☐REPD ☐INOP Firing Arc P (F) S A												
Type _____ ☐OPER ☐DMGD ☐REPD ☐INOP Firing Arc P F S A												
Type FP-7 ■OPER ☐DMGD ☐REPD ☐INOP Firing Arc (P) F S A												
Type FP-7 ■OPER ☐DMGD ☐REPD ☐INOP Firing Arc P (F) S A												
Type FP-7 ■OPER ☐DMGD ☐REPD ☐INOP Firing Arc P (F) S A												
Type FP-7 ■OPER ☐DMGD ☐REPD ☐INOP Firing Arc P (F) S A												
Type FP-7 ■OPER ☐DMGD ☐REPD ☐INOP Firing Arc P (F) S A												
Type FP-7 ■OPER ☐DMGD ☐REPD ☐INOP Firing Arc P F (S) A												
Type FP-7 ■OPER ☐DMGD ☐REPD ☐INOP Firing Arc P F S (A)												
Type FP-7 ■OPER ☐DMGD ☐REPD ☐INOP Firing Arc P F S (A)												
Type _____ ☐OPER ☐DMGD ☐REPD ☐INOP Firing Arc P F S A												
Type _____ ☐OPER ☐DMGD ☐REPD ☐INOP Firing Arc P F S A												
Type _____ ☐OPER ☐DMGD ☐REPD ☐INOP Firing Arc P F S A												
Type _____ ☐OPER ☐DMGD ☐REPD ☐INOP Firing Arc P F S A												
Type _____ ☐OPER ☐DMGD ☐REPD ☐INOP Firing Arc P F S A												
Type _____ ☐OPER ☐DMGD ☐REPD ☐INOP Firing Arc P F S A												
Type _____ ☐OPER ☐DMGD ☐REPD ☐INOP Firing Arc P F S A												
Type _____ ☐OPER ☐DMGD ☐REPD ☐INOP Firing Arc P F S A												
Type _____ ☐OPER ☐DMGD ☐REPD ☐INOP Firing Arc P F S A												
Type _____ ☐OPER ☐DMGD ☐REPD ☐INOP Firing Arc P F S A												

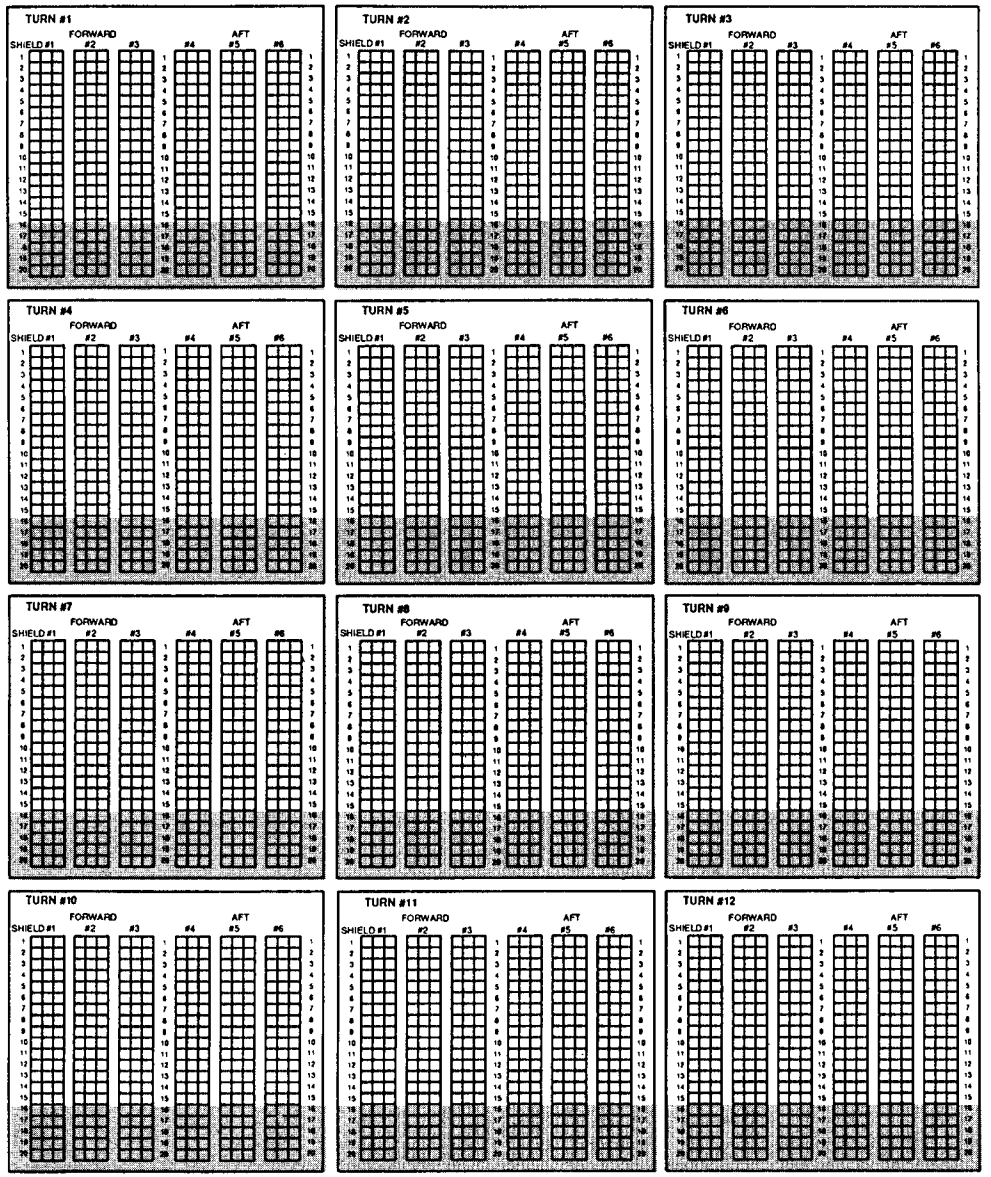
DAMAGE CONTROL DISPLAY

SHIELDS

SHIELD TYPE FSL SHIELD POINT RATIO 1 / 3 MAXIMUM SHIELD POWER 15

SHIELD POINTS AVAILABLE

#1	#2	#3	#4	#5	#6	#7	#8	#9	#10	#11	#12

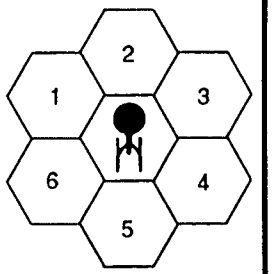


DAMAGE CHART A B (C)

DAMAGE POINT RECORD

TURN #1 _____	TURN #5 _____	TURN # 9 _____
#2 _____	#6 _____	#10 _____
#3 _____	#7 _____	#11 _____
#4 _____	#8 _____	#12 _____

SHIELDS DIAGRAM



SYSTEMS REPAIR STATUS

	1ST HIT	2ND HIT	3RD HIT	4TH HIT	5TH HIT
SENSORS	1-8	1-6	1-4	1-2	OUT
SHIELD #1	1-8	1-6	1-4	1-2	OUT
#2	1-8	1-6	1-4	1-2	OUT
#3	1-8	1-6	1-4	1-2	OUT
#4	1-8	1-6	1-4	1-2	OUT
#5	1-8	1-6	1-4	1-2	OUT
#6	1-8	1-6	1-4	1-2	OUT

ENGINEERING GRIDS

SHIELDS	1-8	1-6	1-4	1-2	OUT
WEAPONS	1-8	1-6	1-4	1-2	OUT
MANEUVER	1-8	1-6	1-4	1-2	OUT

SUPERSTRUCTURE DAMAGE TRACK

1	2	3	4	5	6	7	8	9	10	11	12	13	14	15	16	17	18	19	20
21	22	23	24	25	26	27	28	29	30	31	32	33	34	35	36	37	38	39	40
41	42	43	44	45	46	47	48	49	50	51	52	53	54	55	56	57	58	59	60

CREW 240

CASUALTY MODIFIER TRACK

0–19%	20–39%	40–59%	60–69%	70 % +
0	–1	–2	–5	NO FIRING
	–10%	–20%	–50%	

PERCENT CASUALTIES TRACK

1	2	3	4	5	6	7	8	9	10	11	12	13	14	15	16	17	18	19	20
21	22	23	24	25	26	27	28	29	30	31	32	33	34	35	36	37	38	39	40
41	42	43	44	45	46	47	48	49	50	51	52	53	54	55	56	57	58	59	60
61	62	63	64	65	66	67	68	69	70	71	72	73	74	75	76	77	78	79	80
81	82	83	84	85	86	87	88	89	90	91	92	93	94	95	96	97	98	99	100

PERMISSION GRANTED TO PHOTOCOPY FOR PERSONAL USE

FASA CORPORATION

MASTER CONTROL PANEL

Race FEDERATION

Vessel Class CONSTITUTION MK II

Vessel Name _____ Captain's Name _____

D 83.6 Captain's Skill Rating _____

WDF 43.6 Crew Efficiency Rating _____

ENGINEERING DISPLAY

IMPULSE ENGINE POWER TRACK

Type FID-2

1	2	3	4	5	6	7	8	9	10	11	12	13	14	15	16	17	18	19	20
21	22	23	24	25	26	27	28	29	30	31	32	33	34	35	36	37	38	39	40

WARP ENGINE PORT POWER TRACK

Type FWE-1

1	2	3	4	5	6	7	8	9	10	11	12	13	14	15	16	17	18	19	20
21	22	23	24	25	26	27	28	29	30	31	32	33	34	35	36	37	38	39	40

WARP ENGINE STARBOARD POWER TRACK

Type FWE-1

1	2	3	4	5	6	7	8	9	10	11	12	13	14	15	16	17	18	19	20
21	22	23	24	25	26	27	28	29	30	31	32	33	34	35	36	37	38	39	40

	TURN #1	#2	#3	#4	#5	#6	#7	#8	#9	#10	#11	#12
Total Power Units Available	44											
Power To Movement (Movement Point Ratio 4 / 1)												
Power To Shields (Shield Point Ratio 1 / 2)												
Power To Weapons												
Power to Cloak (Points To Power ____)												

HELM DISPLAY

STRESS CHARTS

ENGINE: 6 SUPERSTRUCTURE: 6 WARP SPEED _____

	TURN #1	#2	#3	#4	#5	#6	#7	#8	#9	#10	#11	#12
MOVEMENT POINTS												
SENSORS STATUS	D O L	D O L	D O L	D O L	D O L	D O L	D O L	D O L	D O L	D O L	D O L	D O L
CLOAK STATUS	ON OFF	ON OFF	ON OFF	ON OFF	ON OFF	ON OFF	ON OFF	ON OFF	ON OFF	ON OFF	ON OFF	ON OFF

WEAPONS DISPLAY

Beam Type FH-3	Missile Type FP-1
Firing Chart W	Firing Chart 4
Maximum Power 5	Power To Arm 1
Damage Modifiers +3(1–10) +2(11–17) +1(18–20)	Damage 10
Beam Type _____	Missile Type _____
Firing Chart _____	Firing Chart _____
Maximum Power _____	Power To Arm _____
Damage Modifiers +3(–) +2(–) +1(–)	Damage _____

	TURN #1	#2	#3	#4	#5	#6	#7	#8	#9	#10	#11	#12
Type FH-3 ■OPER ☐DMGD ☐REPD ☐INOP Firing Arc (P) F S A												
Type FH-3 ■OPER ☐DMGD ☐REPD ☐INOP Firing Arc (P) F S A												
Type FH-3 ■OPER ☐DMGD ☐REPD ☐INOP Firing Arc P (F) S A												
Type FH-3 ■OPER ☐DMGD ☐REPD ☐INOP Firing Arc P (F) S A												
Type FH-3 ■OPER ☐DMGD ☐REPD ☐INOP Firing Arc P F (S) A												
Type FH-3 ■OPER ☐DMGD ☐REPD ☐INOP Firing Arc P (F) (S) A												
Type ☐OPER ☐DMGD ☐REPD ☐INOP Firing Arc P F S A												
Type FP-1 ■OPER ☐DMGD ☐REPD ☐INOP Firing Arc P (F) S A												
Type FP-1 ■OPER ☐DMGD ☐REPD ☐INOP Firing Arc P (F) S A												
Type ☐OPER ☐DMGD ☐REPD ☐INOP Firing Arc P F S A												
Type ☐OPER ☐DMGD ☐REPD ☐INOP Firing Arc P F S A												
Type ☐OPER ☐DMGD ☐REPD ☐INOP Firing Arc P F S A												
Type ☐OPER ☐DMGD ☐REPD ☐INOP Firing Arc P F S A												
Type ☐OPER ☐DMGD ☐REPD ☐INOP Firing Arc P F S A												
Type ☐OPER ☐DMGD ☐REPD ☐INOP Firing Arc P F S A												
Type ☐OPER ☐DMGD ☐REPD ☐INOP Firing Arc P F S A												
Type ☐OPER ☐DMGD ☐REPD ☐INOP Firing Arc P F S A												
Type ☐OPER ☐DMGD ☐REPD ☐INOP Firing Arc P F S A												
Type ☐OPER ☐DMGD ☐REPD ☐INOP Firing Arc P F S A												
Type ☐OPER ☐DMGD ☐REPD ☐INOP Firing Arc P F S A												
Type ☐OPER ☐DMGD ☐REPD ☐INOP Firing Arc P F S A												

DAMAGE CONTROL DISPLAY

SHIELDS

SHIELD TYPE FSN SHIELD POINT RATIO 1 / 2 MAXIMUM SHIELD POWER 16

SHIELD POINTS AVAILABLE

#1	#2	#3	#4	#5	#6	#7	#8	#9	#10	#11	#12

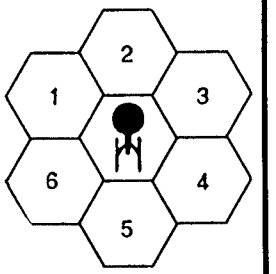
DAMAGE CHART A B ©



DAMAGE POINT RECORD

TURN #1 _____	TURN #5 _____	TURN # 9 _____
#2 _____	#6 _____	#10 _____
#3 _____	#7 _____	#11 _____
#4 _____	#8 _____	#12 _____

SHIELDS DIAGRAM



SYSTEMS REPAIR STATUS

	1ST HIT	2ND HIT	3RD HIT	4TH HIT	5TH HIT
SENSORS	1-8	1-6	1-4	1-2	OUT
SHIELD #1	1-8	1-6	1-4	1-2	OUT
#2	1-8	1-6	1-4	1-2	OUT
#3	1-8	1-6	1-4	1-2	OUT
#4	1-8	1-6	1-4	1-2	OUT
#5	1-8	1-6	1-4	1-2	OUT
#6	1-8	1-6	1-4	1-2	OUT
ENGINEERING GRIDS					
SHIELDS	1-8	1-6	1-4	1-2	OUT
WEAPONS	1-8	1-6	1-4	1-2	OUT
MANEUVER	1-8	1-6	1-4	1-2	OUT

SUPERSTRUCTURE DAMAGE TRACK

1	2	3	4	5	6	7	8	9	10	11	12	13	14	15	16	17	18	19	20
21	22	23	24	25	26	27	28	29	30	31	32	33	34	35	36	37	38	39	40
41	42	43	44	45	46	47	48	49	50	51	52	53	54	55	56	57	58	59	60

CASUALTY MODIFIER TRACK

CREW 430

0-19%	20-39%	40-59%	60-69%	70 % +
0	-1	-2	-5	NO FIRING
	-10%	-20%	-50%	

PERCENT CASUALTIES TRACK

1	2	3	4	5	6	7	8	9	10	11	12	13	14	15	16	17	18	19	20
21	22	23	24	25	26	27	28	29	30	31	32	33	34	35	36	37	38	39	40
41	42	43	44	45	46	47	48	49	50	51	52	53	54	55	56	57	58	59	60
61	62	63	64	65	66	67	68	69	70	71	72	73	74	75	76	77	78	79	80
81	82	83	84	85	86	87	88	89	90	91	92	93	94	95	96	97	98	99	100

FASA CORPORATION

PERMISSION GRANTED TO PHOTOCOPY FOR PERSONAL USE

MASTER CONTROL PANEL

Race FEDERATION

Vessel Class ENTERPRISE MK I

Vessel Name _____ Captain's Name _____

D 145.2 Captain's Skill Rating _____

WDF 89.2 Crew Efficiency Rating _____

ENGINEERING DISPLAY

IMPULSE ENGINE POWER TRACK

Type FIE-2

1	2	3	4	5	6	7	8	9	10	11	12	13	14	15	16	17	18	19	20
21	22	23	24	25	26	27	28	29	30	31	32	33	34	35	36	37	38	39	40

WARP ENGINE PORT POWER TRACK

Type FWE-1

1	2	3	4	5	6	7	8	9	10	11	12	13	14	15	16	17	18	19	20
21	22	23	24	25	26	27	28	29	30	31	32	33	34	35	36	37	38	39	40

WARP ENGINE STARBOARD POWER TRACK

Type FWE-1

1	2	3	4	5	6	7	8	9	10	11	12	13	14	15	16	17	18	19	20
21	22	23	24	25	26	27	28	29	30	31	32	33	34	35	36	37	38	39	40

	TURN #1	#2	#3	#4	#5	#6	#7	#8	#9	#10	#11	#12
Total Power Units Available	60											
Power To Movement Movement Point Ratio 4/1												
Power To Shields Shield Point Ratio 1/4												
Power To Weapons												
Power to Cloak Points To Power ___												

HELM DISPLAY

STRESS CHARTS

ENGINE: D SUPERSTRUCTURE: F WARP SPEED _____

	TURN #1	#2	#3	#4	#5	#6	#7	#8	#9	#10	#11	#12
MOVEMENT POINTS												
SENSORS STATUS	D O L	D O L	D O L	D O L	D O L	D O L	D O L	D O L	D O L	D O L	D O L	D O L
CLOAK STATUS	ON OFF	ON OFF	ON OFF	ON OFF	ON OFF	ON OFF	ON OFF	ON OFF	ON OFF	ON OFF	ON OFF	ON OFF

WEAPONS DISPLAY

Beam Type FH-11	Missile Type FP-4
Firing Chart Y	Firing Chart S
Maximum Power 10	Power To Arm 1
Damage Modifiers +3(1-10) +2(11-17) +1(18-24)	Damage 20
Beam Type _____	Missile Type _____
Firing Chart _____	Firing Chart _____
Maximum Power _____	Power To Arm _____
Damage Modifiers +3(-) +2(-) +1(-)	Damage _____

	TURN #1	#2	#3	#4	#5	#6	#7	#8	#9	#10	#11	#12
Type FH-11 ■OPER ☐DMGD ☐REPD ☐INOP Firing Arc P (F) S A												
Type FH-11 ■OPER ☐DMGD ☐REPD ☐INOP Firing Arc P (F) S A												
Type FH-11 ■OPER ☐DMGD ☐REPD ☐INOP Firing Arc P (F) S A												
Type FH-11 ■OPER ☐DMGD ☐REPD ☐INOP Firing Arc P (F) S A												
Type FH-11 ■OPER ☐DMGD ☐REPD ☐INOP Firing Arc P (F) S A												
Type FH-11 ■OPER ☐DMGD ☐REPD ☐INOP Firing Arc P (F) S A												
Type ☐OPER ☐DMGD ☐REPD ☐INOP Firing Arc P (F) S A												
Type FP-4 ■OPER ☐DMGD ☐REPD ☐INOP Firing Arc P (F) S A												
Type FP-4 ■OPER ☐DMGD ☐REPD ☐INOP Firing Arc P (F) S A												
Type ☐OPER ☐DMGD ☐REPD ☐INOP Firing Arc P (F) S A												
Type ☐OPER ☐DMGD ☐REPD ☐INOP Firing Arc P (F) S A												
Type ☐OPER ☐DMGD ☐REPD ☐INOP Firing Arc P (F) S A												
Type ☐OPER ☐DMGD ☐REPD ☐INOP Firing Arc P (F) S A												
Type ☐OPER ☐DMGD ☐REPD ☐INOP Firing Arc P (F) S A												
Type ☐OPER ☐DMGD ☐REPD ☐INOP Firing Arc P (F) S A												
Type ☐OPER ☐DMGD ☐REPD ☐INOP Firing Arc P (F) S A												
Type ☐OPER ☐DMGD ☐REPD ☐INOP Firing Arc P (F) S A												
Type ☐OPER ☐DMGD ☐REPD ☐INOP Firing Arc P (F) S A												
Type ☐OPER ☐DMGD ☐REPD ☐INOP Firing Arc P (F) S A												
Type ☐OPER ☐DMGD ☐REPD ☐INOP Firing Arc P (F) S A												
Type ☐OPER ☐DMGD ☐REPD ☐INOP Firing Arc P (F) S A												

DAMAGE CONTROL DISPLAY

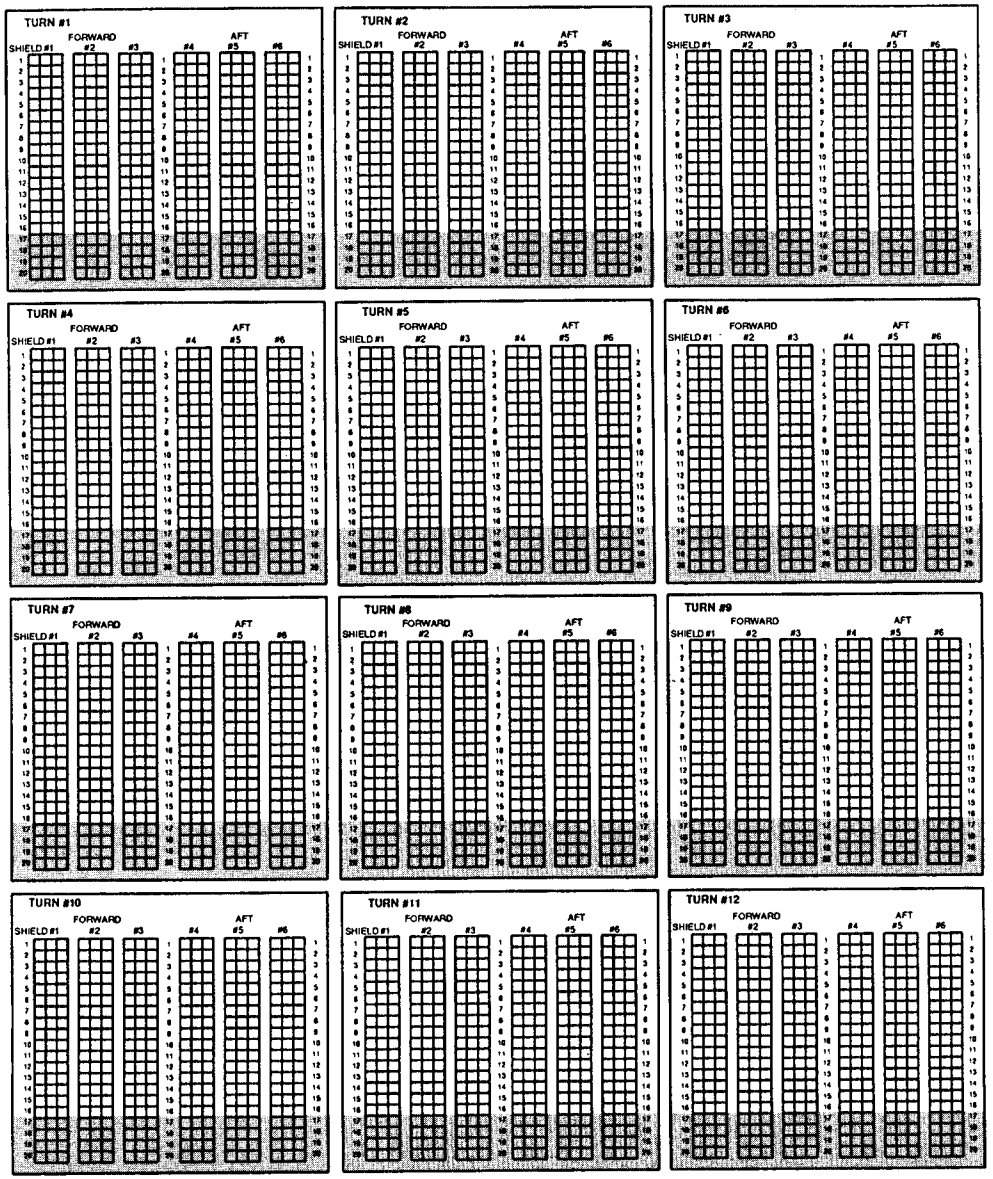
SHIELDS

SHIELD TYPE FSP SHIELD POINT RATIO 1 / 4 MAXIMUM SHIELD POWER 16

SHIELD POINTS AVAILABLE

#1	#2	#3	#4	#5	#6	#7	#8	#9	#10	#11	#12

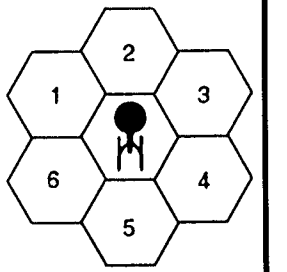
DAMAGE CHART A B (C)



DAMAGE POINT RECORD

TURN #1 _____	TURN #5 _____	TURN # 9 _____
#2 _____	#6 _____	#10 _____
#3 _____	#7 _____	#11 _____
#4 _____	#8 _____	#12 _____

SHIELDS DIAGRAM



SYSTEMS REPAIR STATUS

	1ST HIT	2ND HIT	3RD HIT	4TH HIT	5TH HIT
SENSORS	1-8	1-6	1-4	1-2	OUT
SHIELD #1	1-8	1-6	1-4	1-2	OUT
#2	1-8	1-6	1-4	1-2	OUT
#3	1-8	1-6	1-4	1-2	OUT
#4	1-8	1-6	1-4	1-2	OUT
#5	1-8	1-6	1-4	1-2	OUT
#6	1-8	1-6	1-4	1-2	OUT
ENGINEERING GRIDS					
SHIELDS	1-8	1-6	1-4	1-2	OUT
WEAPONS	1-8	1-6	1-4	1-2	OUT
MANEUVER	1-8	1-6	1-4	1-2	OUT

SUPERSTRUCTURE DAMAGE TRACK

1	2	3	4	5	6	7	8	9	10	11	12	13	14	15	16	17	18	19	20
21	22	23	24	25	26	27	28	29	30	31	32	33	34	35	36	37	38	39	40
41	42	43	44	45	46	47	48	49	50	51	52	53	54	55	56	57	58	59	60

CREW 4/2

CASUALTY MODIFIER TRACK

0–19%	20–39%	40–59%	60–69%	70 % +
0	–1 –10%	–2 –20%	–5 –50%	NO FIRING

PERCENT CASUALTIES TRACK

1	2	3	4	5	6	7	8	9	10	11	12	13	14	15	16	17	18	19	20
21	22	23	24	25	26	27	28	29	30	31	32	33	34	35	36	37	38	39	40
41	42	43	44	45	46	47	48	49	50	51	52	53	54	55	56	57	58	59	60
61	62	63	64	65	66	67	68	69	70	71	72	73	74	75	76	77	78	79	80
81	82	83	84	85	86	87	88	89	90	91	92	93	94	95	96	97	98	99	100

FASA CORPORATION

PERMISSION GRANTED TO PHOTOCOPY FOR PERSONAL USE

MASTER CONTROL PANEL

Race FEDERATION
Vessel Class RELIANT MK I
Vessel Name _____ Captain's Name _____
D 105.0 Captain's Skill Rating _____
WDF 63.8 Crew Efficiency Rating _____

ENGINEERING DISPLAY

IMPULSE ENGINE POWER TRACK
Type FIE-2
1 2 3 4 5 6 7 8 9 10 11 12 13 14 15 16 17 18 19 20
21 22 23 24 25 26 27 28 29 30 31 32 33 34 35 36 37 38 39 40

WARP ENGINE PORT POWER TRACK
Type FWF-1
1 2 3 4 5 6 7 8 9 10 11 12 13 14 15 16 17 18 19 20
21 22 23 24 25 26 27 28 29 30 31 32 33 34 35 36 37 38 39 40

WARP ENGINE STARBOARD POWER TRACK
Type FWF-1
1 2 3 4 5 6 7 8 9 10 11 12 13 14 15 16 17 18 19 20
21 22 23 24 25 26 27 28 29 30 31 32 33 34 35 36 37 38 39 40

	TURN #1	#2	#3	#4	#5	#6	#7	#8	#9	#10	#11	#12
Total Power Units Available	48											
Power To Movement (Movement Point Ratio 4/1)												
Power To Shields (Shield Point Ratio 1/3)												
Power To Weapons												
Power to Cloak (Points To Power ___)												

HELM DISPLAY

STRESS CHARTS
ENGINE: G SUPERSTRUCTURE: L WARP SPEED _____

	TURN #1	#2	#3	#4	#5	#6	#7	#8	#9	#10	#11	#12
MOVEMENT POINTS												
SENSORS STATUS	D O L	D O L	D O L	D O L	D O L	D O L	D O L	D O L	D O L	D O L	D O L	D O L
CLOAK STATUS	ON OFF	ON OFF	ON OFF	ON OFF	ON OFF	ON OFF	ON OFF	ON OFF	ON OFF	ON OFF	ON OFF	ON OFF

WEAPONS DISPLAY

Beam Type FH-10	Missile Type FP-4
Firing Chart W	Firing Chart S
Maximum Power 7	Power To Arm 1
Damage Modifiers +3(1–10) +2(11–17) +1(18–20)	Damage 20
Beam Type _____	Missile Type _____
Firing Chart _____	Firing Chart _____
Maximum Power _____	Power To Arm _____
Damage Modifiers +3(–) +2(–) +1(–)	Damage _____

	TURN #1	#2	#3	#4	#5	#6	#7	#8	#9	#10	#11	#12
Type FH-10 OPER DMGD REPD INOP Firing Arc P F A S												
Type FH-10 OPER DMGD REPD INOP Firing Arc P F A S												
Type FH-10 OPER DMGD REPD INOP Firing Arc P F A S												
Type FH-10 OPER DMGD REPD INOP Firing Arc P F A S												
Type _____ OPER DMGD REPD INOP Firing Arc P F A S												
Type FP-4 OPER DMGD REPD INOP Firing Arc P F A S												
Type FP-4 OPER DMGD REPD INOP Firing Arc P F A S												
Type _____ OPER DMGD REPD INOP Firing Arc P F A S												
Type _____ OPER DMGD REPD INOP Firing Arc P F A S												
Type _____ OPER DMGD REPD INOP Firing Arc P F A S												
Type _____ OPER DMGD REPD INOP Firing Arc P F A S												
Type _____ OPER DMGD REPD INOP Firing Arc P F A S												
Type _____ OPER DMGD REPD INOP Firing Arc P F A S												
Type _____ OPER DMGD REPD INOP Firing Arc P F A S												
Type _____ OPER DMGD REPD INOP Firing Arc P F A S												
Type _____ OPER DMGD REPD INOP Firing Arc P F A S												
Type _____ OPER DMGD REPD INOP Firing Arc P F A S												
Type _____ OPER DMGD REPD INOP Firing Arc P F A S												
Type _____ OPER DMGD REPD INOP Firing Arc P F A S												
Type _____ OPER DMGD REPD INOP Firing Arc P F A S												
Type _____ OPER DMGD REPD INOP Firing Arc P F A S												
Type _____ OPER DMGD REPD INOP Firing Arc P F A S												
Type _____ OPER DMGD REPD INOP Firing Arc P F A S												

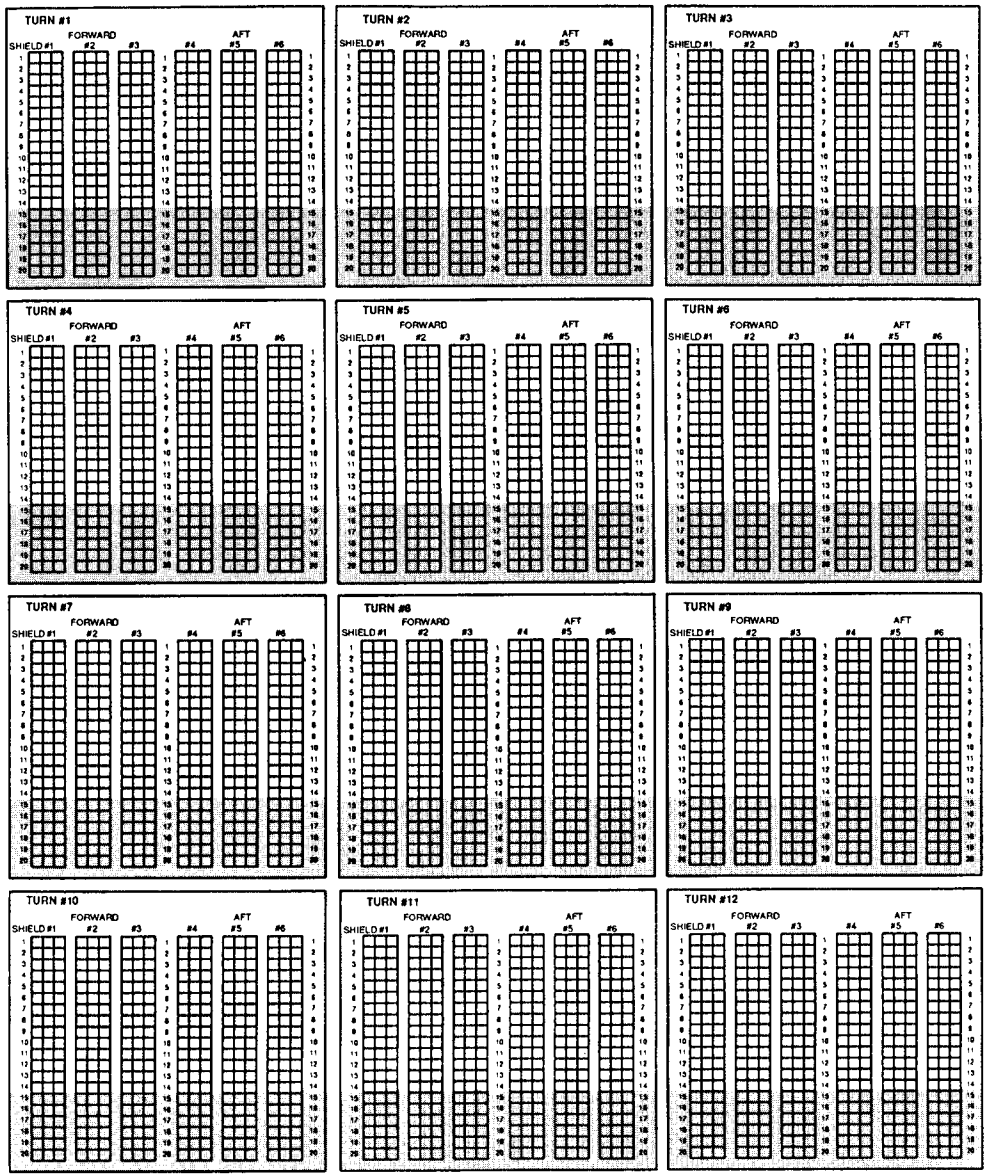
DAMAGE CONTROL DISPLAY

SHIELDS

SHIELD TYPE FSL SHIELD POINT RATIO 1 / 3 MAXIMUM SHIELD POWER 14

SHIELD POINTS AVAILABLE

#1	#2	#3	#4	#5	#6	#7	#8	#9	#10	#11	#12

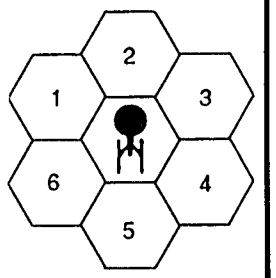


DAMAGE CHART A B (C)

DAMAGE POINT RECORD

TURN #1 _____	TURN #5 _____	TURN # 9 _____
#2 _____	#6 _____	#10 _____
#3 _____	#7 _____	#11 _____
#4 _____	#8 _____	#12 _____

SHIELDS DIAGRAM



SYSTEMS REPAIR STATUS

	1ST HIT	2ND HIT	3RD HIT*	4TH HIT	5TH HIT
SENSORS	1-8	1-6	1-4	1-2	OUT
SHIELD #1	1-8	1-6	1-4	1-2	OUT
#2	1-8	1-6	1-4	1-2	OUT
#3	1-8	1-6	1-4	1-2	OUT
#4	1-8	1-6	1-4	1-2	OUT
#5	1-8	1-6	1-4	1-2	OUT
#6	1-8	1-6	1-4	1-2	OUT

ENGINEERING GRIDS

SHIELDS	1-8	1-6	1-4	1-2	OUT
WEAPONS	1-8	1-6	1-4	1-2	OUT
MANEUVER	1-8	1-6	1-4	1-2	OUT

SUPERSTRUCTURE DAMAGE TRACK

1	2	3	4	5	6	7	8	9	10	11	12	13	14	15	16	17	18	19	20
21	22	23	24	25	26	27	28	29	30	31	32	33	34	35	36	37	38	39	40
41	42	43	44	45	46	47	48	49	50	51	52	53	54	55	56	57	58	59	60

CREW 336

CASUALTY MODIFIER TRACK

0–19%	20–39%	40–59%	60–69%	70% +
0	–1 –10%	–2 –20%	–5 –50%	NO FIRING

PERCENT CASUALTIES TRACK

1	2	3	4	5	6	7	8	9	10	11	12	13	14	15	16	17	18	19	20
21	22	23	24	25	26	27	28	29	30	31	32	33	34	35	36	37	38	39	40
41	42	43	44	45	46	47	48	49	50	51	52	53	54	55	56	57	58	59	60
61	62	63	64	65	66	67	68	69	70	71	72	73	74	75	76	77	78	79	80
81	82	83	84	85	86	87	88	89	90	91	92	93	94	95	96	97	98	99	100

FASA CORPORATION

PERMISSION GRANTED TO PHOTOCOPY FOR PERSONAL USE

MASTER CONTROL PANEL

Race FEDERATION
Vessel Class BAKER MKII
Vessel Name _____ Captain's Name _____
D 81.5 Captain's Skill Rating _____
WDF 27.6 Crew Efficiency Rating _____

ENGINEERING DISPLAY

IMPULSE ENGINE POWER TRACK
Type FID-2

1	2	3	4	5	6	7	8	9	10	11	12	13	14	15	16	17	18	19	20
21	22	23	24	25	26	27	28	29	30	31	32	33	34	35	36	37	38	39	40

WARP ENGINE PORT POWER TRACK
Type FWE-2

1	2	3	4	5	6	7	8	9	10	11	12	13	14	15	16	17	18	19	20
21	22	23	24	25	26	27	28	29	30	31	32	33	34	35	36	37	38	39	40

WARP ENGINE STARBOARD POWER TRACK
Type FWE-2

1	2	3	4	5	6	7	8	9	10	11	12	13	14	15	16	17	18	19	20
21	22	23	24	25	26	27	28	29	30	31	32	33	34	35	36	37	38	39	40

	TURN #1	#2	#3	#4	#5	#6	#7	#8	#9	#10	#11	#12
Total Power Units Available	30											
Power To Movement (Movement Point Ratio 3/1)												
Power To Shields (Shield Point Ratio 1/3)												
Power To Weapons												
Power to Cloak (Points To Power ___)												

HELM DISPLAY

STRESS CHARTS
ENGINE: 6 SUPERSTRUCTURE: K WARP SPEED _____

	TURN #1	#2	#3	#4	#5	#6	#7	#8	#9	#10	#11	#12
MOVEMENT POINTS												
SENSORS STATUS	D O L	D O L	D O L	D O L	D O L	D O L	D O L	D O L	D O L	D O L	D O L	D O L
CLOAK STATUS	ON OFF	ON OFF	ON OFF	ON OFF	ON OFF	ON OFF	ON OFF	ON OFF	ON OFF	ON OFF	ON OFF	ON OFF

WEAPONS DISPLAY

Beam Type FH-8	Missile Type FP-2
Firing Chart T	Firing Chart H
Maximum Power 5	Power To Arm 1
Damage Modifiers +3(–) +2(1–10) +1(11–18)	Damage 6
Beam Type _____	Missile Type _____
Firing Chart _____	Firing Chart _____
Maximum Power _____	Power To Arm _____
Damage Modifiers +3(–) +2(–) +1(–)	Damage _____

	TURN #1	#2	#3	#4	#5	#6	#7	#8	#9	#10	#11	#12
Type FH-8 ■OPER ☐DMGD ☐REPD ☐INOP Firing Arc P F S A												
Type FH-8 ■OPER ☐DMGD ☐REPD ☐INOP Firing Arc P F S A												
Type FH-8 ■OPER ☐DMGD ☐REPD ☐INOP Firing Arc P F S A												
Type FH-8 ■OPER ☐DMGD ☐REPD ☐INOP Firing Arc P F S A												
Type FH-8 ■OPER ☐DMGD ☐REPD ☐INOP Firing Arc P F S A												
Type FH-8 ■OPER ☐DMGD ☐REPD ☐INOP Firing Arc P F S A												
Type ☐OPER ☐DMGD ☐REPD ☐INOP Firing Arc P F S A												
Type FP-2 ■OPER ☐DMGD ☐REPD ☐INOP Firing Arc P F S A												
Type FP-2 ■OPER ☐DMGD ☐REPD ☐INOP Firing Arc P F S A												
Type ☐OPER ☐DMGD ☐REPD ☐INOP Firing Arc P F S A												
Type ☐OPER ☐DMGD ☐REPD ☐INOP Firing Arc P F S A												
Type ☐OPER ☐DMGD ☐REPD ☐INOP Firing Arc P F S A												
Type ☐OPER ☐DMGD ☐REPD ☐INOP Firing Arc P F S A												
Type ☐OPER ☐DMGD ☐REPD ☐INOP Firing Arc P F S A												
Type ☐OPER ☐DMGD ☐REPD ☐INOP Firing Arc P F S A												
Type ☐OPER ☐DMGD ☐REPD ☐INOP Firing Arc P F S A												
Type ☐OPER ☐DMGD ☐REPD ☐INOP Firing Arc P F S A												
Type ☐OPER ☐DMGD ☐REPD ☐INOP Firing Arc P F S A												
Type ☐OPER ☐DMGD ☐REPD ☐INOP Firing Arc P F S A												
Type ☐OPER ☐DMGD ☐REPD ☐INOP Firing Arc P F S A												
Type ☐OPER ☐DMGD ☐REPD ☐INOP Firing Arc P F S A												

DAMAGE CONTROL DISPLAY

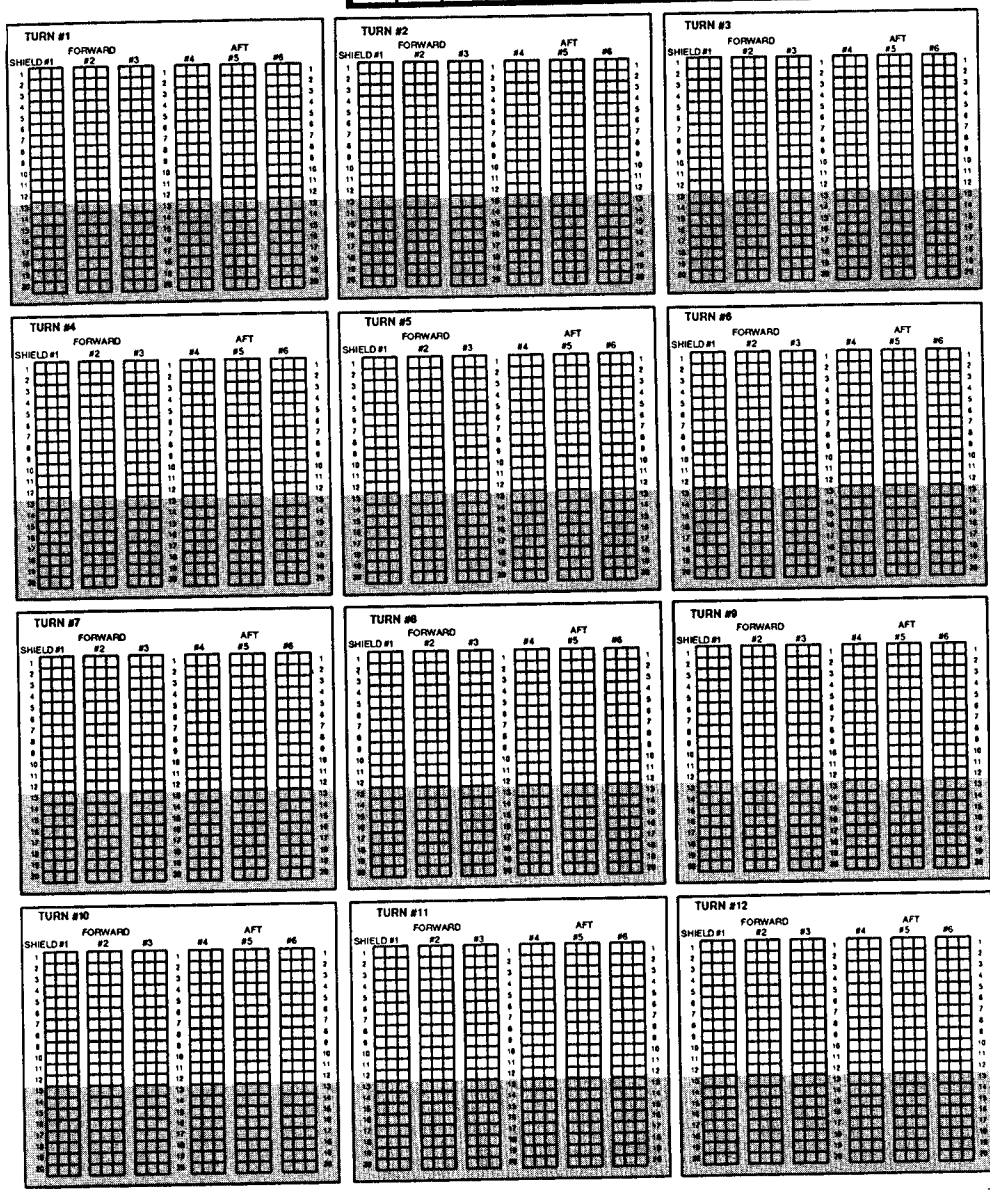
SHIELDS

SHIELD TYPE FSI SHIELD POINT RATIO 1 / 3 MAXIMUM SHIELD POWER 12

SHIELD POINTS AVAILABLE

#1	#2	#3	#4	#5	#6	#7	#8	#9	#10	#11	#12

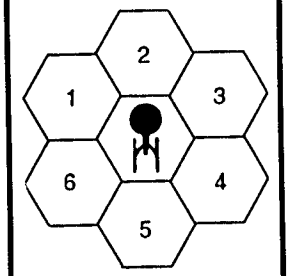
DAMAGE CHART A B (C)



DAMAGE POINT RECORD

TURN #1 _____	TURN #5 _____	TURN # 9 _____
#2 _____	#6 _____	#10 _____
#3 _____	#7 _____	#11 _____
#4 _____	#8 _____	#12 _____

SHIELDS DIAGRAM



SYSTEMS REPAIR STATUS

	1ST HIT	2ND HIT	3RD HIT	4TH HIT	5TH HIT
SENSORS	1-6	1-6	1-4	1-2	OUT
SHIELD #1	1-6	1-6	1-4	1-2	OUT
#2	1-6	1-6	1-4	1-2	OUT
#3	1-6	1-6	1-4	1-2	OUT
#4	1-6	1-6	1-4	1-2	OUT
#5	1-6	1-6	1-4	1-2	OUT
#6	1-6	1-6	1-4	1-2	OUT
ENGINEERING GRIDS					
SHIELDS	1-6	1-6	1-4	1-2	OUT
WEAPONS	1-6	1-6	1-4	1-2	OUT
MANEUVER	1-6	1-6	1-4	1-2	OUT

SUPERSTRUCTURE DAMAGE TRACK

1	2	3	4	5	6	7	8	9	10	11	12	13	14	15	16	17	18	19	20
21	22	23	24	25	26	27	28	29	30	31	32	33	34	35	36	37	38	39	40
41	42	43	44	45	46	47	48	49	50	51	52	53	54	55	56	57	58	59	60

CREW 265

CASUALTY MODIFIER TRACK

0-19%	20-39%	40-59%	60-69%	70%+
0	-1	-2	-5	NO
	-10%	-20%	-50%	FIRING

PERCENT CASUALTIES TRACK

1	2	3	4	5	6	7	8	9	10	11	12	13	14	15	16	17	18	19	20
21	22	23	24	25	26	27	28	29	30	31	32	33	34	35	36	37	38	39	40
41	42	43	44	45	46	47	48	49	50	51	52	53	54	55	56	57	58	59	60
61	62	63	64	65	66	67	68	69	70	71	72	73	74	75	76	77	78	79	80
81	82	83	84	85	86	87	88	89	90	91	92	93	94	95	96	97	98	99	100

FASA CORPORATION

PERMISSION GRANTED TO PHOTOCOPY FOR PERSONAL USE

MASTER CONTROL PANEL

Race FEDERATION
Vessel Class LARSON MK VII
Vessel Name _____ Captain's Name _____
D 77.0 Captain's Skill Rating _____
WDF 23.2 Crew Efficiency Rating _____

ENGINEERING DISPLAY

IMPULSE ENGINE POWER TRACK
Type EIE-2
1 2 3 4 5 6 7 8 9 10 11 12 13 14 15 16 17 18 19 20
21 22 23 24 25 26 27 28 29 30 31 32 33 34 35 36 37 38 39 40

WARP ENGINE PORT POWER TRACK
Type EWC-2
1 2 3 4 5 6 7 8 9 10 11 12 13 14 15 16 17 18 19 20
21 22 23 24 25 26 27 28 29 30 31 32 33 34 35 36 37 38 39 40

WARP ENGINE STARBOARD POWER TRACK
Type _____
1 2 3 4 5 6 7 8 9 10 11 12 13 14 15 16 17 18 19 20
21 22 23 24 25 26 27 28 29 30 31 32 33 34 35 36 37 38 39 40

	TURN #1	#2	#3	#4	#5	#6	#7	#8	#9	#10	#11	#12
Total Power Units Available	28											
Power To Movement (Movement Point Ratio 2 / 1)												
Power To Shields (Shield Point Ratio 1 / 2)												
Power To Weapons												
Power to Cloak (Points To Power ___)												

HELM DISPLAY

STRESS CHARTS
ENGINE: M SUPERSTRUCTURE: K WARP SPEED _____

	TURN #1	#2	#3	#4	#5	#6	#7	#8	#9	#10	#11	#12
MOVEMENT POINTS												
SENSORS STATUS	D O L	D O L	D O L	D O L	D O L	D O L	D O L	D O L	D O L	D O L	D O L	D O L
CLOAK STATUS	ON OFF	ON OFF	ON OFF	ON OFF	ON OFF	ON OFF	ON OFF	ON OFF	ON OFF	ON OFF	ON OFF	ON OFF

WEAPONS DISPLAY

Beam Type FH-7	Missile Type FP-2
Firing Chart Q	Firing Chart H
Maximum Power 4	Power To Arm 1
Damage Modifiers +3(–) +2(1-8) +1(9-15)	Damage 6
Beam Type _____	Missile Type _____
Firing Chart _____	Firing Chart _____
Maximum Power _____	Power To Arm _____
Damage Modifiers +3(–) +2(–) +1(–)	Damage _____

	TURN #1	#2	#3	#4	#5	#6	#7	#8	#9	#10	#11	#12
Type FH-7 ■OPER ☐DMGD ☐REPD ☐INOP Firing Arc P (F) S A												
Type FH-7 ■OPER ☐DMGD ☐REPD ☐INOP Firing Arc P (F) S A												
Type FH-7 ■OPER ☐DMGD ☐REPD ☐INOP Firing Arc P (F) S A												
Type FH-7 ■OPER ☐DMGD ☐REPD ☐INOP Firing Arc P (F) S A												
Type FH-7 ■OPER ☐DMGD ☐REPD ☐INOP Firing Arc P (F S) A												
Type FH-7 ■OPER ☐DMGD ☐REPD ☐INOP Firing Arc P (F S) A												
Type ___ ☐OPER ☐DMGD ☐REPD ☐INOP Firing Arc P F S A												
Type FP-2 ■OPER ☐DMGD ☐REPD ☐INOP Firing Arc P (F) S A												
Type FP-2 ■OPER ☐DMGD ☐REPD ☐INOP Firing Arc P (F) S A												
Type ___ ☐OPER ☐DMGD ☐REPD ☐INOP Firing Arc P F S A												
Type ___ ☐OPER ☐DMGD ☐REPD ☐INOP Firing Arc P F S A												
Type ___ ☐OPER ☐DMGD ☐REPD ☐INOP Firing Arc P F S A												
Type ___ ☐OPER ☐DMGD ☐REPD ☐INOP Firing Arc P F S A												
Type ___ ☐OPER ☐DMGD ☐REPD ☐INOP Firing Arc P F S A												
Type ___ ☐OPER ☐DMGD ☐REPD ☐INOP Firing Arc P F S A												
Type ___ ☐OPER ☐DMGD ☐REPD ☐INOP Firing Arc P F S A												
Type ___ ☐OPER ☐DMGD ☐REPD ☐INOP Firing Arc P F S A												
Type ___ ☐OPER ☐DMGD ☐REPD ☐INOP Firing Arc P F S A												
Type ___ ☐OPER ☐DMGD ☐REPD ☐INOP Firing Arc P F S A												
Type ___ ☐OPER ☐DMGD ☐REPD ☐INOP Firing Arc P F S A												
Type ___ ☐OPER ☐DMGD ☐REPD ☐INOP Firing Arc P F S A												
Type ___ ☐OPER ☐DMGD ☐REPD ☐INOP Firing Arc P F S A												

DAMAGE CONTROL DISPLAY

SHIELDS

SHIELD TYPE FSF SHIELD POINT RATIO 1 / 2 MAXIMUM SHIELD POWER 10

SHIELD POINTS AVAILABLE

#1	#2	#3	#4	#5	#6	#7	#8	#9	#10	#11	#12

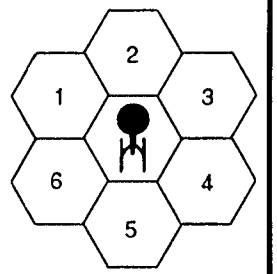
DAMAGE CHART A B (C)



DAMAGE POINT RECORD

TURN #1 _____	TURN #5 _____	TURN # 9 _____
#2 _____	#6 _____	#10 _____
#3 _____	#7 _____	#11 _____
#4 _____	#8 _____	#12 _____

SHIELDS DIAGRAM



SYSTEMS REPAIR STATUS

	1ST HIT	2ND HIT	3RD HIT	4TH HIT	5TH HIT
SENSORS	1-6	1-6	1-4	1-2	OUT
SHIELD #1	1-6	1-6	1-4	1-2	OUT
#2	1-6	1-6	1-4	1-2	OUT
#3	1-6	1-6	1-4	1-2	OUT
#4	1-6	1-6	1-4	1-2	OUT
#5	1-6	1-6	1-4	1-2	OUT
#6	1-6	1-6	1-4	1-2	OUT
ENGINEERING GRIDS					
SHIELDS	1-6	1-6	1-4	1-2	OUT
WEAPONS	1-6	1-6	1-4	1-2	OUT
MANEUVER	1-6	1-6	1-4	1-2	OUT

SUPERSTRUCTURE DAMAGE TRACK

1	2	3	4	5	6	7	8	9	10	11	12	13	14	15	16	17	18	19	20
21	22	23	24	25	26	27	28	29	30	31	32	33	34	35	36	37	38	39	40
41	42	43	44	45	46	47	48	49	50	51	52	53	54	55	56	57	58	59	60

CREW 200

CASUALTY MODIFIER TRACK

0–19%	20–39%	40–59%	60–69%	70 % +
0	–1 –10%	–2 –20%	–5 –50%	NO FIRING

PERCENT CASUALTIES TRACK

1	2	3	4	5	6	7	8	9	10	11	12	13	14	15	16	17	18	19	20
21	22	23	24	25	26	27	28	29	30	31	32	33	34	35	36	37	38	39	40
41	42	43	44	45	46	47	48	49	50	51	52	53	54	55	56	57	58	59	60
61	62	63	64	65	66	67	68	69	70	71	72	73	74	75	76	77	78	79	80
81	82	83	84	85	86	87	88	89	90	91	92	93	94	95	96	97	98	99	100

FASA CORPORATION

PERMISSION GRANTED TO PHOTOCOPY FOR PERSONAL USE

MASTER CONTROL PANEL

Race FEDERATION
Vessel Class REMORA MK III
Vessel Name _____ Captain's Name _____
D 80.0 Captain's Skill Rating _____
WDF 20.8 Crew Efficiency Rating _____

ENGINEERING DISPLAY

IMPULSE ENGINE POWER TRACK

Type FIE-2

1	2	3	4	5	6	7	8	9	10	11	12	13	14	15	16	17	18	19	20
21	22	23	24	25	26	27	28	29	30	31	32	33	34	35	36	37	38	39	40

WARP ENGINE PORT POWER TRACK

Type FWC-2

1	2	3	4	5	6	7	8	9	10	11	12	13	14	15	16	17	18	19	20
21	22	23	24	25	26	27	28	29	30	31	32	33	34	35	36	37	38	39	40

WARP ENGINE STARBOARD POWER TRACK

Type _____

1	2	3	4	5	6	7	8	9	10	11	12	13	14	15	16	17	18	19	20
21	22	23	24	25	26	27	28	29	30	31	32	33	34	35	36	37	38	39	40

	TURN #1	#2	#3	#4	#5	#6	#7	#8	#9	#10	#11	#12
Total Power Units Available	28											
Power To Movement (Movement Point Ratio 2/1)												
Power To Shields (Shield Point Ratio 1/2)												
Power To Weapons												
Power to Cloak (Points To Power ___)												

HELM DISPLAY

STRESS CHARTS

ENGINE: M SUPERSTRUCTURE: K WARP SPEED _____

	TURN #1	#2	#3	#4	#5	#6	#7	#8	#9	#10	#11	#12
MOVEMENT POINTS												
SENSORS STATUS	D O L	D O L	D O L	D O L	D O L	D O L	D O L	D O L	D O L	D O L	D O L	D O L
CLOAK STATUS	ON OFF	ON OFF	ON OFF	ON OFF	ON OFF	ON OFF	ON OFF	ON OFF	ON OFF	ON OFF	ON OFF	ON OFF

WEAPONS DISPLAY

Beam Type FH-4	Missile Type _____
Firing Chart Q	Firing Chart _____
Maximum Power 3	Power To Arm _____
Damage Modifiers +3(–) +2(1–8) +1(9–15)	Damage _____
Beam Type _____	Missile Type _____
Firing Chart _____	Firing Chart _____
Maximum Power _____	Power To Arm _____
Damage Modifiers +3(–) +2(–) +1(–)	Damage _____

	TURN #1	#2	#3	#4	#5	#6	#7	#8	#9	#10	#11	#12
Type FH-4 ■OPER ☐DMGD ☐REPD ☐INOP Firing Arc P F A S												
Type FH-4 ■OPER ☐DMGD ☐REPD ☐INOP Firing Arc P F A S												
Type FH-4 ■OPER ☐DMGD ☐REPD ☐INOP Firing Arc P F A S												
Type FH-4 ■OPER ☐DMGD ☐REPD ☐INOP Firing Arc P F A S												
Type FH-4 ■OPER ☐DMGD ☐REPD ☐INOP Firing Arc P F A S												
Type FH-4 ■OPER ☐DMGD ☐REPD ☐INOP Firing Arc P F A S												
Type FH-4 ■OPER ☐DMGD ☐REPD ☐INOP Firing Arc P F A S												
Type FH-4 ■OPER ☐DMGD ☐REPD ☐INOP Firing Arc P F A S												
Type ☐OPER ☐DMGD ☐REPD ☐INOP Firing Arc P F A S												
Type ☐OPER ☐DMGD ☐REPD ☐INOP Firing Arc P F A S												
Type ☐OPER ☐DMGD ☐REPD ☐INOP Firing Arc P F A S												
Type ☐OPER ☐DMGD ☐REPD ☐INOP Firing Arc P F A S												
Type ☐OPER ☐DMGD ☐REPD ☐INOP Firing Arc P F A S												
Type ☐OPER ☐DMGD ☐REPD ☐INOP Firing Arc P F A S												
Type ☐OPER ☐DMGD ☐REPD ☐INOP Firing Arc P F A S												
Type ☐OPER ☐DMGD ☐REPD ☐INOP Firing Arc P F A S												
Type ☐OPER ☐DMGD ☐REPD ☐INOP Firing Arc P F A S												
Type ☐OPER ☐DMGD ☐REPD ☐INOP Firing Arc P F A S												
Type ☐OPER ☐DMGD ☐REPD ☐INOP Firing Arc P F A S												
Type ☐OPER ☐DMGD ☐REPD ☐INOP Firing Arc P F A S												
Type ☐OPER ☐DMGD ☐REPD ☐INOP Firing Arc P F A S												
Type ☐OPER ☐DMGD ☐REPD ☐INOP Firing Arc P F A S												

DAMAGE CONTROL DISPLAY

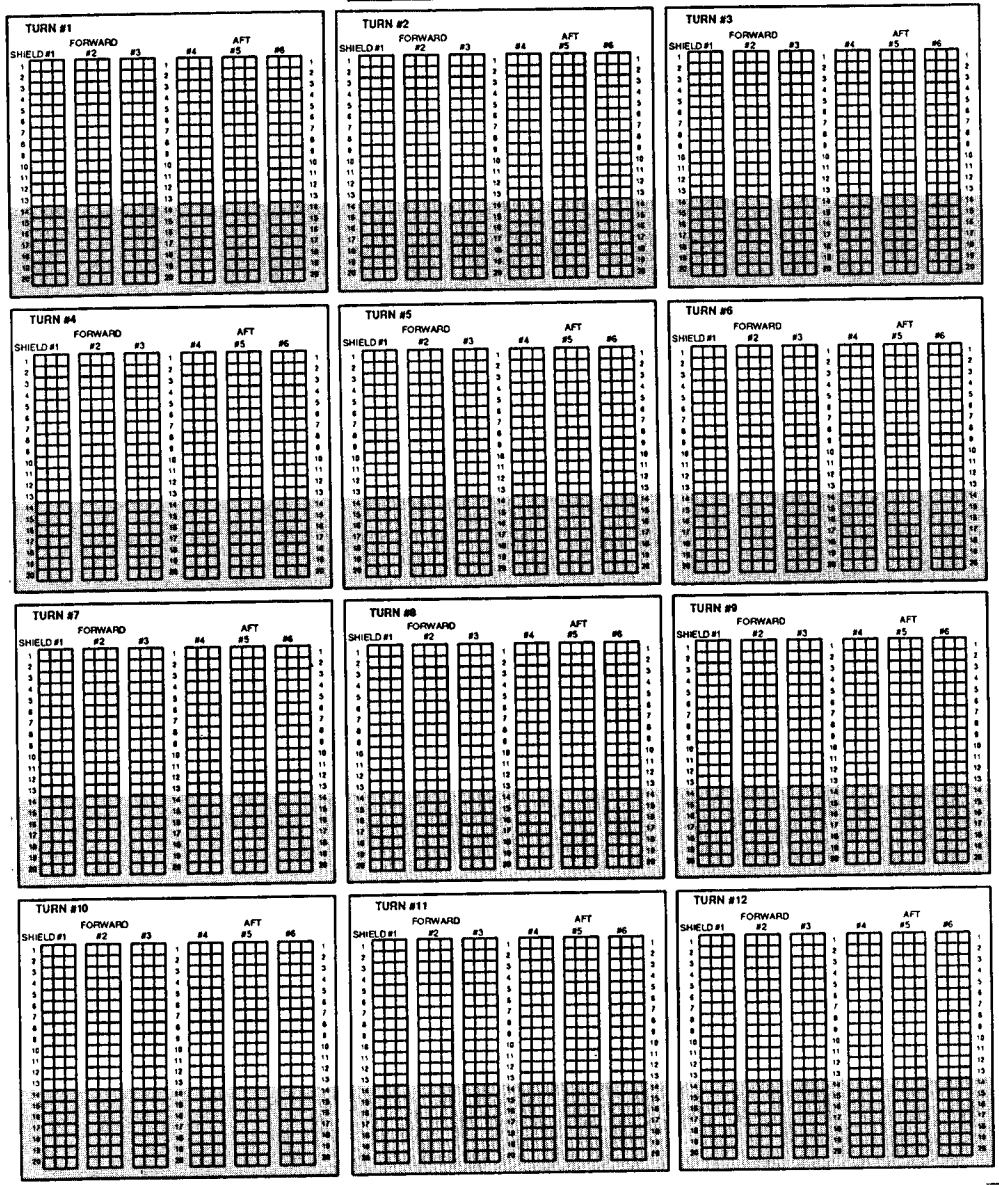
SHIELDS

SHIELD TYPE ESH SHIELD POINT RATIO 1 / 2 MAXIMUM SHIELD POWER 13

SHIELD POINTS AVAILABLE

#1	#2	#3	#4	#5	#6	#7	#8	#9	#10	#11	#12

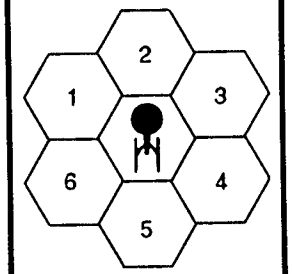
DAMAGE CHART A B (C)



DAMAGE POINT RECORD

TURN #1 _____	TURN #5 _____	TURN # 9 _____
#2 _____	#6 _____	#10 _____
#3 _____	#7 _____	#11 _____
#4 _____	#8 _____	#12 _____

SHIELDS DIAGRAM



SYSTEMS REPAIR STATUS

	1ST HIT	2ND HIT	3RD HIT	4TH HIT	5TH HIT
SENSORS	1-8	1-6	1-4	1-2	OUT
SHIELD #1	1-8	1-6	1-4	1-2	OUT
#2	1-8	1-6	1-4	1-2	OUT
#3	1-8	1-6	1-4	1-2	OUT
#4	1-8	1-6	1-4	1-2	OUT
#5	1-8	1-6	1-4	1-2	OUT
#6	1-8	1-6	1-4	1-2	OUT

ENGINEERING GRIDS

SHIELDS	1-8	1-6	1-4	1-2	OUT
WEAPONS	1-8	1-6	1-4	1-2	OUT
MANEUVER	1-8	1-6	1-4	1-2	OUT

SUPERSTRUCTURE DAMAGE TRACK

1	2	3	4	5	6	7	8	9	10	11	12	13	14	15	16	17	18	19	20
21	22	23	24	25	26	27	28	29	30	31	32	33	34	35	36	37	38	39	40
41	42	43	44	45	46	47	48	49	50	51	52	53	54	55	56	57	58	59	60

CREW 162

CASUALTY MODIFIER TRACK

0–19%	20–39%	40–59%	60–69%	70 % +
0	–1 –10%	–2 –20%	–5 –50%	NO FIRING

PERCENT CASUALTIES TRACK

1	2	3	4	5	6	7	8	9	10	11	12	13	14	15	16	17	18	19	20
21	22	23	24	25	26	27	28	29	30	31	32	33	34	35	36	37	38	39	40
41	42	43	44	45	46	47	48	49	50	51	52	53	54	55	56	57	58	59	60
61	62	63	64	65	66	67	68	69	70	71	72	73	74	75	76	77	78	79	80
81	82	83	84	85	86	87	88	89	90	91	92	93	94	95	96	97	98	99	100

FASA CORPORATION

PERMISSION GRANTED TO PHOTOCOPY FOR PERSONAL USE

MASTER CONTROL PANEL

Race FEDERATION

Vessel Class NORTHAMPTON MK III

Vessel Name _____ Captain's Name _____

D 124.0 Captain's Skill Rating _____

WDF 84.3 Crew Efficiency Rating _____

ENGINEERING DISPLAY

IMPULSE ENGINE POWER TRACK

Type FID-2

1	2	3	4	5	6	7	8	9	10	11	12	13	14	15	16	17	18	19	20
21	22	23	24	25	26	27	28	29	30	31	32	33	34	35	36	37	38	39	40

WARP ENGINE PORT POWER TRACK

Type EWG-1

1	2	3	4	5	6	7	8	9	10	11	12	13	14	15	16	17	18	19	20
21	22	23	24	25	26	27	28	29	30	31	32	33	34	35	36	37	38	39	40

WARP ENGINE STARBOARD POWER TRACK

Type EWG-1

1	2	3	4	5	6	7	8	9	10	11	12	13	14	15	16	17	18	19	20
21	22	23	24	25	26	27	28	29	30	31	32	33	34	35	36	37	38	39	40

	TURN #1	#2	#3	#4	#5	#6	#7	#8	#9	#10	#11	#12
Total Power Units Available	56											
Power To Movement Movement Point Ratio 4/1												
Power To Shields Shield Point Ratio 1/3												
Power To Weapons												
Power to Cloak Points To Power ___												

HELM DISPLAY

STRESS CHARTS

ENGINE: D SUPERSTRUCTURE: F WARP SPEED _____

	TURN #1	#2	#3	#4	#5	#6	#7	#8	#9	#10	#11	#12
MOVEMENT POINTS												
SENSORS STATUS	D O L	D O L	D O L	D O L	D O L	D O L	D O L	D O L	D O L	D O L	D O L	D O L
CLOAK STATUS	ON OFF	ON OFF	ON OFF	ON OFF	ON OFF	ON OFF	ON OFF	ON OFF	ON OFF	ON OFF	ON OFF	ON OFF

WEAPONS DISPLAY

Beam Type PH-II	Missile Type FP-6
Firing Chart Y	Firing Chart O
Maximum Power 10	Power To Arm 1
Damage Modifiers +3(1-10) +2(11-17) +1(18-24)	Damage 12
Beam Type _____	Missile Type _____
Firing Chart _____	Firing Chart _____
Maximum Power _____	Power To Arm _____
Damage Modifiers +3(-) +2(-) +1(-)	Damage _____

	TURN #1	#2	#3	#4	#5	#6	#7	#8	#9	#10	#11	#12
Type PH-II ■OPER ☐DMGD ☐REPD ☐INOP Firing Arc P F S A												
Type PH-II ■OPER ☐DMGD ☐REPD ☐INOP Firing Arc P F S A												
Type PH-II ■OPER ☐DMGD ☐REPD ☐INOP Firing Arc P F S A												
Type PH-II ■OPER ☐DMGD ☐REPD ☐INOP Firing Arc P F S A												
Type PH-II ■OPER ☐DMGD ☐REPD ☐INOP Firing Arc P F S A												
Type PH-II ■OPER ☐DMGD ☐REPD ☐INOP Firing Arc P F S A												
Type ☐OPER ☐DMGD ☐REPD ☐INOP Firing Arc P F S A												
Type FP-6 ■OPER ☐DMGD ☐REPD ☐INOP Firing Arc P F S A												
Type FP-6 ■OPER ☐DMGD ☐REPD ☐INOP Firing Arc P F S A												
Type FP-6 ■OPER ☐DMGD ☐REPD ☐INOP Firing Arc P F S A												
Type ☐OPER ☐DMGD ☐REPD ☐INOP Firing Arc P F S A												
Type ☐OPER ☐DMGD ☐REPD ☐INOP Firing Arc P F S A												
Type ☐OPER ☐DMGD ☐REPD ☐INOP Firing Arc P F S A												
Type ☐OPER ☐DMGD ☐REPD ☐INOP Firing Arc P F S A												
Type ☐OPER ☐DMGD ☐REPD ☐INOP Firing Arc P F S A												
Type ☐OPER ☐DMGD ☐REPD ☐INOP Firing Arc P F S A												
Type ☐OPER ☐DMGD ☐REPD ☐INOP Firing Arc P F S A												
Type ☐OPER ☐DMGD ☐REPD ☐INOP Firing Arc P F S A												
Type ☐OPER ☐DMGD ☐REPD ☐INOP Firing Arc P F S A												
Type ☐OPER ☐DMGD ☐REPD ☐INOP Firing Arc P F S A												
Type ☐OPER ☐DMGD ☐REPD ☐INOP Firing Arc P F S A												
Type ☐OPER ☐DMGD ☐REPD ☐INOP Firing Arc P F S A												

DAMAGE CONTROL DISPLAY


SHIELDS

SHIELD TYPE F50 SHIELD POINT RATIO 1 / 3 MAXIMUM SHIELD POWER 16

SHIELD POINTS AVAILABLE

#1	#2	#3	#4	#5	#6	#7	#8	#9	#10	#11	#12

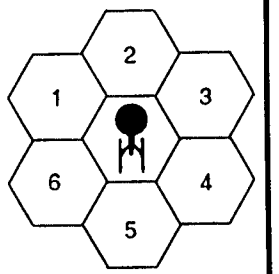
DAMAGE CHART A B (C)



DAMAGE POINT RECORD

TURN #1 _____	TURN #5 _____	TURN # 9 _____
#2 _____	#6 _____	#10 _____
#3 _____	#7 _____	#11 _____
#4 _____	#8 _____	#12 _____

SHIELDS DIAGRAM



SYSTEMS REPAIR STATUS

	1ST HIT	2ND HIT	3RD HIT	4TH HIT	5TH HIT
SENSORS	1-6	1-6	1-4	1-2	OUT
SHIELD #1	1-6	1-6	1-4	1-2	OUT
#2	1-6	1-6	1-4	1-2	OUT
#3	1-6	1-6	1-4	1-2	OUT
#4	1-6	1-6	1-4	1-2	OUT
#5	1-6	1-6	1-4	1-2	OUT
#6	1-6	1-6	1-4	1-2	OUT
ENGINEERING GRIDS					
SHIELDS	1-6	1-6	1-4	1-2	OUT
WEAPONS	1-6	1-6	1-4	1-2	OUT
MANEUVER	1-6	1-6	1-4	1-2	OUT

SUPERSTRUCTURE DAMAGE TRACK

1	2	3	4	5	6	7	8	9	10	11	12	13	14	15	16	17	18	19	20
21	22	23	24	25	26	27	28	29	30	31	32	33	34	35	36	37	38	39	40
41	42	43	44	45	46	47	48	49	50	51	52	53	54	55	56	57	58	59	60

CREW 328

CASUALTY MODIFIER TRACK

0–19%	20–39%	40–59%	60–69%	70 % +
0	–1	–2	–5	NO FIRING
	–10%	–20%	–50%	

PERCENT CASUALTIES TRACK

1	2	3	4	5	6	7	8	9	10	11	12	13	14	15	16	17	18	19	20
21	22	23	24	25	26	27	28	29	30	31	32	33	34	35	36	37	38	39	40
41	42	43	44	45	46	47	48	49	50	51	52	53	54	55	56	57	58	59	60
61	62	63	64	65	66	67	68	69	70	71	72	73	74	75	76	77	78	79	80
81	82	83	84	85	86	87	88	89	90	91	92	93	94	95	96	97	98	99	100

FASA CORPORATION

PERMISSION GRANTED TO PHOTOCOPY FOR PERSONAL USE

MASTER CONTROL PANEL

Race FEDERATION
Vessel Class CHANDLEY MK IV
Vessel Name _____ Captain's Name _____
D 170.0 Captain's Skill Rating _____
WDF 102.2 Crew Efficiency Rating _____

ENGINEERING DISPLAY

IMPULSE ENGINE POWER TRACK
Type EIE-3
1 2 3 4 5 6 7 8 9 10 11 12 13 14 15 16 17 18 19 20
21 22 23 24 25 26 27 28 29 30 31 32 33 34 35 36 37 38 39 40

WARP ENGINE PORT POWER TRACK
Type EWC-1
1 2 3 4 5 6 7 8 9 10 11 12 13 14 15 16 17 18 19 20
21 22 23 24 25 26 27 28 29 30 31 32 33 34 35 36 37 38 39 40

WARP ENGINE STARBOARD POWER TRACK
Type EWC-1
1 2 3 4 5 6 7 8 9 10 11 12 13 14 15 16 17 18 19 20
21 22 23 24 25 26 27 28 29 30 31 32 33 34 35 36 37 38 39 40

	TURN #1	#2	#3	#4	#5	#6	#7	#8	#9	#10	#11	#12
Total Power Units Available	52											
Power To Movement (Movement Point Ratio 3/1)												
Power To Shields (Shield Point Ratio 1/4)												
Power To Weapons												
Power to Cloak (Points To Power ___)												

HELM DISPLAY

STRESS CHARTS
ENGINE: 0 SUPERSTRUCTURE: M WARP SPEED _____

	TURN #1	#2	#3	#4	#5	#6	#7	#8	#9	#10	#11	#12
MOVEMENT POINTS												
SENSORS STATUS	D O L	D O L	D O L	D O L	D O L	D O L	D O L	D O L	D O L	D O L	D O L	D O L
CLOAK STATUS	ON OFF	ON OFF	ON OFF	ON OFF	ON OFF	ON OFF	ON OFF	ON OFF	ON OFF	ON OFF	ON OFF	ON OFF

WEAPONS DISPLAY

Beam Type EH-11	Missile Type FP-5
Firing Chart Y	Firing Chart R
Maximum Power 10	Power To Arm 1
Damage Modifiers +3(1-10) +2(11-17) +1(18-24)	Damage 16
Beam Type _____	Missile Type _____
Firing Chart _____	Firing Chart _____
Maximum Power _____	Power To Arm _____
Damage Modifiers +3(-) +2(-) +1(-)	Damage _____

	TURN #1	#2	#3	#4	#5	#6	#7	#8	#9	#10	#11	#12
Type EH-11 ■OPER ☐DMGD ☐REPD ☐INOP Firing Arc P (F) S A												
Type EH-11 ■OPER ☐DMGD ☐REPD ☐INOP Firing Arc P (F) S A												
Type EH-11 ■OPER ☐DMGD ☐REPD ☐INOP Firing Arc P (F) S A												
Type EH-11 ■OPER ☐DMGD ☐REPD ☐INOP Firing Arc P (F) S A												
Type EH-11 ■OPER ☐DMGD ☐REPD ☐INOP Firing Arc P (F) S A												
Type EH-11 ■OPER ☐DMGD ☐REPD ☐INOP Firing Arc P (F) S A												
Type ☐OPER ☐DMGD ☐REPD ☐INOP Firing Arc P F S A												
Type FP-5 ■OPER ☐DMGD ☐REPD ☐INOP Firing Arc P (F) S A												
Type FP-5 ■OPER ☐DMGD ☐REPD ☐INOP Firing Arc P (F) S A												
Type FP-5 ■OPER ☐DMGD ☐REPD ☐INOP Firing Arc P F (A) S												
Type FP-5 ■OPER ☐DMGD ☐REPD ☐INOP Firing Arc P F (A) S												
Type ☐OPER ☐DMGD ☐REPD ☐INOP Firing Arc P F S A												
Type ☐OPER ☐DMGD ☐REPD ☐INOP Firing Arc P F S A												
Type ☐OPER ☐DMGD ☐REPD ☐INOP Firing Arc P F S A												
Type ☐OPER ☐DMGD ☐REPD ☐INOP Firing Arc P F S A												
Type ☐OPER ☐DMGD ☐REPD ☐INOP Firing Arc P F S A												
Type ☐OPER ☐DMGD ☐REPD ☐INOP Firing Arc P F S A												
Type ☐OPER ☐DMGD ☐REPD ☐INOP Firing Arc P F S A												
Type ☐OPER ☐DMGD ☐REPD ☐INOP Firing Arc P F S A												
Type ☐OPER ☐DMGD ☐REPD ☐INOP Firing Arc P F S A												
Type ☐OPER ☐DMGD ☐REPD ☐INOP Firing Arc P F S A												
Type ☐OPER ☐DMGD ☐REPD ☐INOP Firing Arc P F S A												

DAMAGE CONTROL DISPLAY


SHIELDS

SHIELD TYPE FSP SHIELD POINT RATIO 1 / 4 MAXIMUM SHIELD POWER 16

SHIELD POINTS AVAILABLE

#1	#2	#3	#4	#5	#6	#7	#8	#9	#10	#11	#12

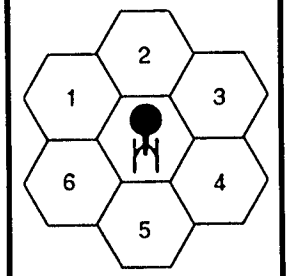
DAMAGE CHART A B (C)



DAMAGE POINT RECORD

TURN #1 _____	TURN #5 _____	TURN # 9 _____
#2 _____	#6 _____	#10 _____
#3 _____	#7 _____	#11 _____
#4 _____	#8 _____	#12 _____

SHIELDS DIAGRAM



SYSTEMS REPAIR STATUS

	1ST HIT	2ND HIT	3RD HIT	4TH HIT	5TH HIT
SENSORS	1-6	1-6	1-4	1-2	OUT
SHIELD #1	1-6	1-6	1-4	1-2	OUT
#2	1-6	1-6	1-4	1-2	OUT
#3	1-6	1-6	1-4	1-2	OUT
#4	1-6	1-6	1-4	1-2	OUT
#5	1-6	1-6	1-4	1-2	OUT
#6	1-6	1-6	1-4	1-2	OUT

ENGINEERING GRIDS

SHIELDS	1-6	1-6	1-4	1-2	OUT
WEAPONS	1-6	1-6	1-4	1-2	OUT
MANEUVER	1-6	1-6	1-4	1-2	OUT

SUPERSTRUCTURE DAMAGE TRACK

1	2	3	4	5	6	7	8	9	10	11	12	13	14	15	16	17	18	19	20
21	22	23	24	25	26	27	28	29	30	31	32	33	34	35	36	37	38	39	40
41	42	43	44	45	46	47	48	49	50	51	52	53	54	55	56	57	58	59	60

CREW 370

CASUALTY MODIFIER TRACK

0–19%	20–39%	40–59%	60–69%	70 % +
0	–1	–2	–5	NO FIRING
	–10%	–20%	–50%	

PERCENT CASUALTIES TRACK

1	2	3	4	5	6	7	8	9	10	11	12	13	14	15	16	17	18	19	20
21	22	23	24	25	26	27	28	29	30	31	32	33	34	35	36	37	38	39	40
41	42	43	44	45	46	47	48	49	50	51	52	53	54	55	56	57	58	59	60
61	62	63	64	65	66	67	68	69	70	71	72	73	74	75	76	77	78	79	80
81	82	83	84	85	86	87	88	89	90	91	92	93	94	95	96	97	98	99	100

FASA CORPORATION

PERMISSION GRANTED TO PHOTOCOPY FOR PERSONAL USE

MASTER CONTROL PANEL

Race FEDERATION
Vessel Class LOKNAR MK V
Vessel Name _____ Captain's Name _____
D 114.3 Captain's Skill Rating _____
WDF 51.6 Crew Efficiency Rating _____

ENGINEERING DISPLAY

IMPULSE ENGINE POWER TRACK
Type FIC-3: 1 2 3 4 5 6 7 8 9 10 11 12 13 14 15 16 17 18 19 20 / 21 22 23 24 25 26 27 28 29 30 31 32 33 34 35 36 37 38 39 40

WARP ENGINE PORT POWER TRACK
Type FWD-2: 1 2 3 4 5 6 7 8 9 10 11 12 13 14 15 16 17 18 19 20 / 21 22 23 24 25 26 27 28 29 30 31 32 33 34 35 36 37 38 39 40

WARP ENGINE STARBOARD POWER TRACK
Type FWD-2: 1 2 3 4 5 6 7 8 9 10 11 12 13 14 15 16 17 18 19 20 / 21 22 23 24 25 26 27 28 29 30 31 32 33 34 35 36 37 38 39 40

	TURN #1	#2	#3	#4	#5	#6	#7	#8	#9	#10	#11	#12
Total Power Units Available	42											
Power To Movement (Movement Point Ratio 2/1)												
Power To Shields (Shield Point Ratio 1/2)												
Power To Weapons												
Power to Cloak (Points To Power ___)												

HELM DISPLAY

STRESS CHARTS
ENGINE: M SUPERSTRUCTURE: G WARP SPEED _____

	TURN #1	#2	#3	#4	#5	#6	#7	#8	#9	#10	#11	#12
MOVEMENT POINTS												
SENSORS STATUS	D O L	D O L	D O L	D O L	D O L	D O L	D O L	D O L	D O L	D O L	D O L	D O L
CLOAK STATUS	ON OFF	ON OFF	ON OFF	ON OFF	ON OFF	ON OFF	ON OFF	ON OFF	ON OFF	ON OFF	ON OFF	ON OFF

WEAPONS DISPLAY

Beam Type EH-5	Missile Type EP-6
Firing Chart R	Firing Chart O
Maximum Power 4	Power To Arm 1
Damage Modifiers +3(–) +2(1-8) +1(9-16)	Damage 12
Beam Type _____	Missile Type _____
Firing Chart _____	Firing Chart _____
Maximum Power _____	Power To Arm _____
Damage Modifiers +3(–) +2(–) +1(–)	Damage _____

	TURN #1	#2	#3	#4	#5	#6	#7	#8	#9	#10	#11	#12
Type EH-5 ■OPER ☐DMGD ☐REPD ☐INOP Firing Arc P (F) A S												
Type EH-5 ■OPER ☐DMGD ☐REPD ☐INOP Firing Arc P (F) A S												
Type EH-5 ■OPER ☐DMGD ☐REPD ☐INOP Firing Arc P F A (S)												
Type EH-5 ■OPER ☐DMGD ☐REPD ☐INOP Firing Arc P F A (S)												
Type EH-5 ■OPER ☐DMGD ☐REPD ☐INOP Firing Arc P F (A) S												
Type EH-5 ■OPER ☐DMGD ☐REPD ☐INOP Firing Arc P F (A) S												
Type EH-5 ■OPER ☐DMGD ☐REPD ☐INOP Firing Arc P F (A) S												
Type EH-5 ■OPER ☐DMGD ☐REPD ☐INOP Firing Arc P F (A) S												
Type ☐OPER ☐DMGD ☐REPD ☐INOP Firing Arc P F A S												
Type EP-6 ■OPER ☐DMGD ☐REPD ☐INOP Firing Arc P (F) A S												
Type EP-6 ■OPER ☐DMGD ☐REPD ☐INOP Firing Arc P (F) A S												
Type EP-6 ■OPER ☐DMGD ☐REPD ☐INOP Firing Arc P (F) A S												
Type EP-6 ■OPER ☐DMGD ☐REPD ☐INOP Firing Arc P F (A) S												
Type ☐OPER ☐DMGD ☐REPD ☐INOP Firing Arc P F A S												
Type ☐OPER ☐DMGD ☐REPD ☐INOP Firing Arc P F A S												
Type ☐OPER ☐DMGD ☐REPD ☐INOP Firing Arc P F A S												
Type ☐OPER ☐DMGD ☐REPD ☐INOP Firing Arc P F A S												
Type ☐OPER ☐DMGD ☐REPD ☐INOP Firing Arc P F A S												
Type ☐OPER ☐DMGD ☐REPD ☐INOP Firing Arc P F A S												
Type ☐OPER ☐DMGD ☐REPD ☐INOP Firing Arc P F A S												
Type ☐OPER ☐DMGD ☐REPD ☐INOP Firing Arc P F A S												

DAMAGE CONTROL DISPLAY

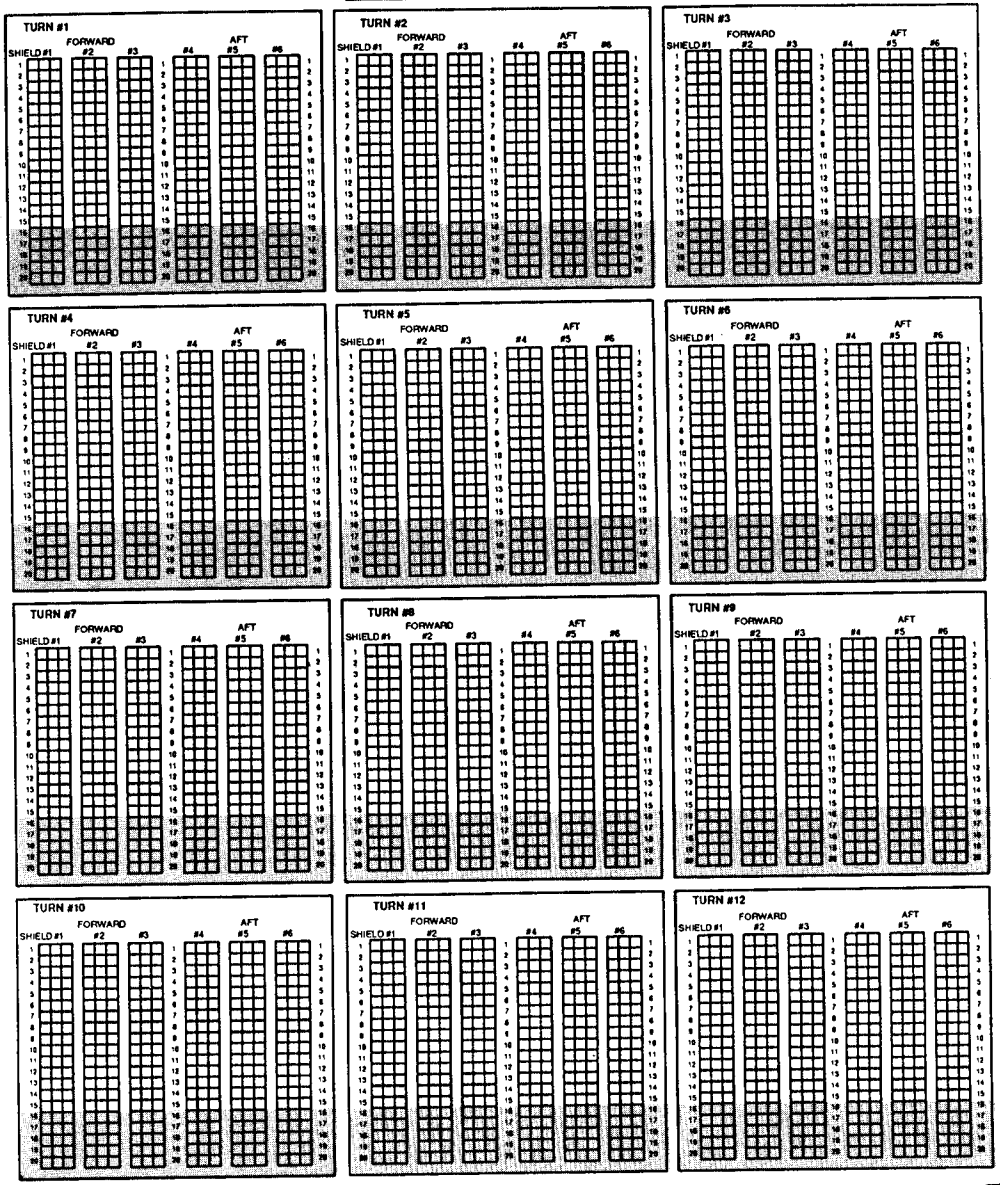
SHIELDS

SHIELD TYPE FSK SHIELD POINT RATIO 1 / 2 MAXIMUM SHIELD POWER 15

SHIELD POINTS AVAILABLE

#1	#2	#3	#4	#5	#6	#7	#8	#9	#10	#11	#12

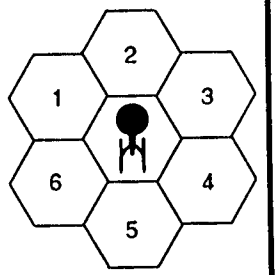
DAMAGE CHART A B (C)



DAMAGE POINT RECORD

TURN #1 _____	TURN #5 _____	TURN # 9 _____
#2 _____	#6 _____	#10 _____
#3 _____	#7 _____	#11 _____
#4 _____	#8 _____	#12 _____

SHIELDS DIAGRAM



SYSTEMS REPAIR STATUS

	1ST HIT	2ND HIT	3RD HIT	4TH HIT	5TH HIT
SENSORS	1-6	1-6	1-4	1-2	OUT
SHIELD #1	1-6	1-6	1-4	1-2	OUT
#2	1-6	1-6	1-4	1-2	OUT
#3	1-6	1-6	1-4	1-2	OUT
#4	1-6	1-6	1-4	1-2	OUT
#5	1-6	1-6	1-4	1-2	OUT
#6	1-6	1-6	1-4	1-2	OUT

ENGINEERING GRIDS

SHIELDS	1-6	1-6	1-4	1-2	OUT
WEAPONS	1-6	1-6	1-4	1-2	OUT
MANEUVER	1-6	1-6	1-4	1-2	OUT

SUPERSTRUCTURE DAMAGE TRACK

1	2	3	4	5	6	7	8	9	10	11	12	13	14	15	16	17	18	19	20
21	22	23	24	25	26	27	28	29	30	31	32	33	34	35	36	37	38	39	40
41	42	43	44	45	46	47	48	49	50	51	52	53	54	55	56	57	58	59	60

CREW 84

CASUALTY MODIFIER TRACK

0–19%	20–39%	40–59%	60–69%	70% +
0	–1	–2	–5	NO FIRING
	–10%	–20%	–50%	

PERCENT CASUALTIES TRACK

1	2	3	4	5	6	7	8	9	10	11	12	13	14	15	16	17	18	19	20
21	22	23	24	25	26	27	28	29	30	31	32	33	34	35	36	37	38	39	40
41	42	43	44	45	46	47	48	49	50	51	52	53	54	55	56	57	58	59	60
61	62	63	64	65	66	67	68	69	70	71	72	73	74	75	76	77	78	79	80
81	82	83	84	85	86	87	88	89	90	91	92	93	94	95	96	97	98	99	100

FASA CORPORATION

PERMISSION GRANTED TO PHOTOCOPY FOR PERSONAL USE

MASTER CONTROL PANEL

Race FEDERATION
Vessel Class GALARIN MK I
Vessel Name _____ Captain's Name _____
D 53.8 Captain's Skill Rating _____
WDF 0.5 Crew Efficiency Rating _____

ENGINEERING DISPLAY

IMPULSE ENGINE POWER TRACK
Type FIB-2
1 2 3 4 5 6 7 8 9 10 11 12 13 14 15 16 17 18 19 20
21 22 23 24 25 26 27 28 29 30 31 32 33 34 35 36 37 38 39 40

WARP ENGINE PORT POWER TRACK
Type FWB-1
1 2 3 4 5 6 7 8 9 10 11 12 13 14 15 16 17 18 19 20
21 22 23 24 25 26 27 28 29 30 31 32 33 34 35 36 37 38 39 40

WARP ENGINE STARBOARD POWER TRACK
Type FWB-1
1 2 3 4 5 6 7 8 9 10 11 12 13 14 15 16 17 18 19 20
21 22 23 24 25 26 27 28 29 30 31 32 33 34 35 36 37 38 39 40

	TURN #1	#2	#3	#4	#5	#6	#7	#8	#9	#10	#11	#12
Total Power Units Available	22											
Power To Movement (Movement Point Ratio 2/1)												
Power To Shields (Shield Point Ratio 1/2)												
Power To Weapons												
Power to Cloak (Points To Power ___)												

HELM DISPLAY

STRESS CHARTS
ENGINE: M SUPERSTRUCTURE: O WARP SPEED _____

	TURN #1	#2	#3	#4	#5	#6	#7	#8	#9	#10	#11	#12
MOVEMENT POINTS												
SENSORS STATUS	D O L	D O L	D O L	D O L	D O L	D O L	D O L	D O L	D O L	D O L	D O L	D O L
CLOAK STATUS	ON OFF	ON OFF	ON OFF	ON OFF	ON OFF	ON OFF	ON OFF	ON OFF	ON OFF	ON OFF	ON OFF	ON OFF

WEAPONS DISPLAY

Beam Type FH-1	Missile Type _____
Firing Chart F	Firing Chart _____
Maximum Power 2	Power To Arm _____
Damage Modifiers +3(–) +2(–) +1(–)	Damage _____
Beam Type _____	Missile Type _____
Firing Chart _____	Firing Chart _____
Maximum Power _____	Power To Arm _____
Damage Modifiers +3(–) +2(–) +1(–)	Damage _____

	TURN #1	#2	#3	#4	#5	#6	#7	#8	#9	#10	#11	#12
Type FH-1 Firing Arc (P F A S) ■OPER ☐DMGD ☐REPD ☐INOP												
Type _____ Firing Arc (P F A S) ☐OPER ☐DMGD ☐REPD ☐INOP												
Type _____ Firing Arc (P F A S) ☐OPER ☐DMGD ☐REPD ☐INOP												
Type _____ Firing Arc (P F A S) ☐OPER ☐DMGD ☐REPD ☐INOP												
Type _____ Firing Arc (P F A S) ☐OPER ☐DMGD ☐REPD ☐INOP												
Type _____ Firing Arc (P F A S) ☐OPER ☐DMGD ☐REPD ☐INOP												
Type _____ Firing Arc (P F A S) ☐OPER ☐DMGD ☐REPD ☐INOP												
Type _____ Firing Arc (P F A S) ☐OPER ☐DMGD ☐REPD ☐INOP												
Type _____ Firing Arc (P F A S) ☐OPER ☐DMGD ☐REPD ☐INOP												
Type _____ Firing Arc (P F A S) ☐OPER ☐DMGD ☐REPD ☐INOP												
Type _____ Firing Arc (P F A S) ☐OPER ☐DMGD ☐REPD ☐INOP												
Type _____ Firing Arc (P F A S) ☐OPER ☐DMGD ☐REPD ☐INOP												
Type _____ Firing Arc (P F A S) ☐OPER ☐DMGD ☐REPD ☐INOP												
Type _____ Firing Arc (P F A S) ☐OPER ☐DMGD ☐REPD ☐INOP												
Type _____ Firing Arc (P F A S) ☐OPER ☐DMGD ☐REPD ☐INOP												
Type _____ Firing Arc (P F A S) ☐OPER ☐DMGD ☐REPD ☐INOP												
Type _____ Firing Arc (P F A S) ☐OPER ☐DMGD ☐REPD ☐INOP												
Type _____ Firing Arc (P F A S) ☐OPER ☐DMGD ☐REPD ☐INOP												
Type _____ Firing Arc (P F A S) ☐OPER ☐DMGD ☐REPD ☐INOP												
Type _____ Firing Arc (P F A S) ☐OPER ☐DMGD ☐REPD ☐INOP												
Type _____ Firing Arc (P F A S) ☐OPER ☐DMGD ☐REPD ☐INOP												
Type _____ Firing Arc (P F A S) ☐OPER ☐DMGD ☐REPD ☐INOP												
Type _____ Firing Arc (P F A S) ☐OPER ☐DMGD ☐REPD ☐INOP												
Type _____ Firing Arc (P F A S) ☐OPER ☐DMGD ☐REPD ☐INOP												

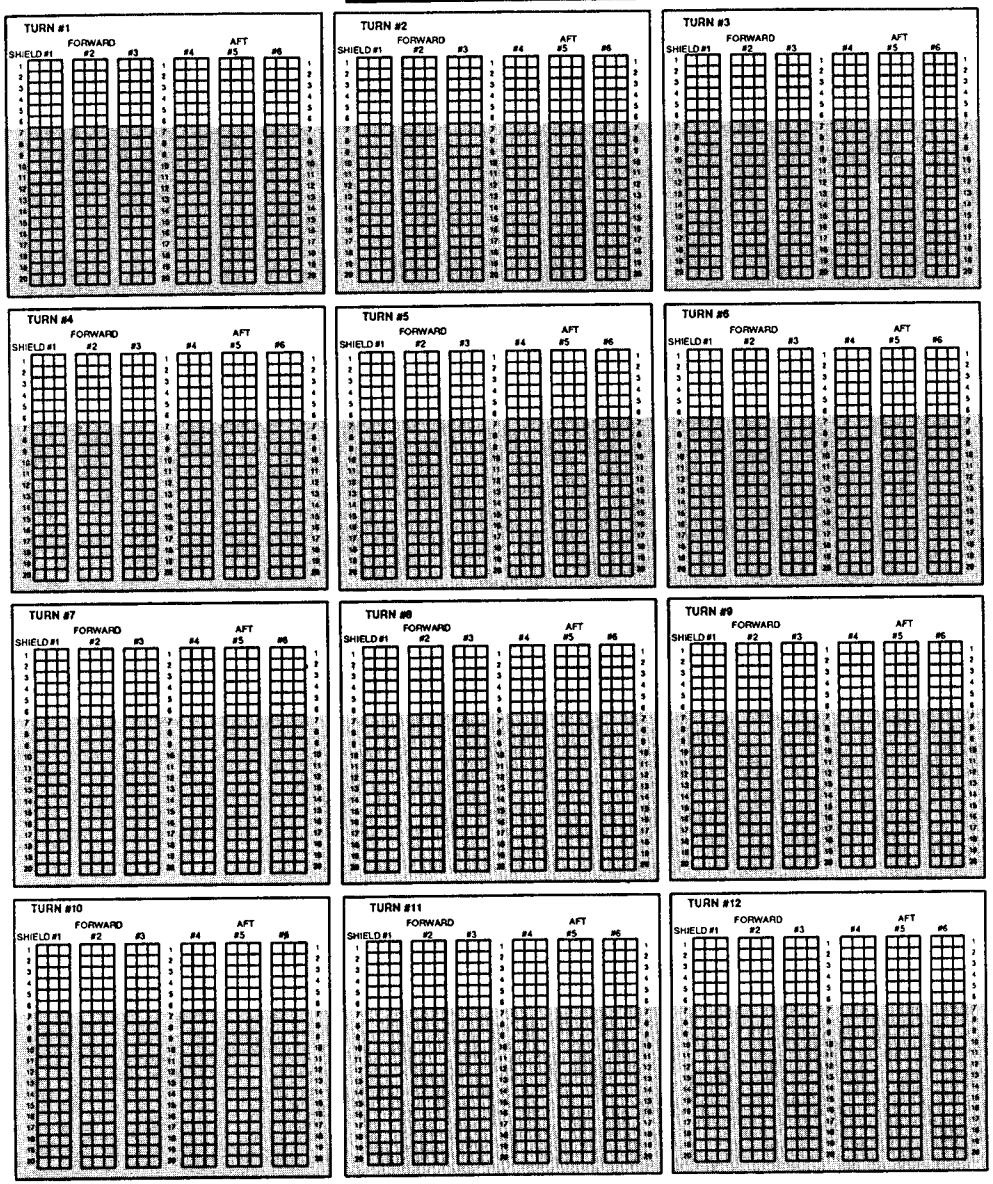
DAMAGE CONTROL DISPLAY

SHIELDS

SHIELD TYPE FSB SHIELD POINT RATIO 1 / 2 MAXIMUM SHIELD POWER 6

SHIELD POINTS AVAILABLE

#1	#2	#3	#4	#5	#6	#7	#8	#9	#10	#11	#12

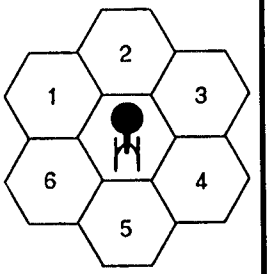


DAMAGE CHART A B (C)

DAMAGE POINT RECORD

TURN #1 _____	TURN #5 _____	TURN # 9 _____
#2 _____	#6 _____	#10 _____
#3 _____	#7 _____	#11 _____
#4 _____	#8 _____	#12 _____

SHIELDS DIAGRAM



SYSTEMS REPAIR STATUS

	1ST HIT	2ND HIT	3RD HIT	4TH HIT	5TH HIT
SENSORS	1-6	1-6	1-4	1-2	OUT
SHIELD #1	1-6	1-6	1-4	1-2	OUT
#2	1-6	1-6	1-4	1-2	OUT
#3	1-6	1-6	1-4	1-2	OUT
#4	1-6	1-6	1-4	1-2	OUT
#5	1-6	1-6	1-4	1-2	OUT
#6	1-6	1-6	1-4	1-2	OUT
ENGINEERING GRIDS					
SHIELDS	1-6	1-6	1-4	1-2	OUT
WEAPONS	1-6	1-6	1-4	1-2	OUT
MANEUVER	1-6	1-6	1-4	1-2	OUT

SUPERSTRUCTURE DAMAGE TRACK

1	2	3	4	5	6	7	8	9	10	11	12	13	14	15	16	17	18	19	20
21	22	23	24	25	26	27	28	29	30	31	32	33	34	35	36	37	38	39	40
41	42	43	44	45	46	47	48	49	50	51	52	53	54	55	56	57	58	59	60

CREW 78

CASUALTY MODIFIER TRACK

0-19%	20-39%	40-59%	60-69%	70 % +
0	-1 -10%	-2 -20%	-5 -50%	NO FIRING

PERCENT CASUALTIES TRACK

1	2	3	4	5	6	7	8	9	10	11	12	13	14	15	16	17	18	19	20
21	22	23	24	25	26	27	28	29	30	31	32	33	34	35	36	37	38	39	40
41	42	43	44	45	46	47	48	49	50	51	52	53	54	55	56	57	58	59	60
61	62	63	64	65	66	67	68	69	70	71	72	73	74	75	76	77	78	79	80
81	82	83	84	85	86	87	88	89	90	91	92	93	94	95	96	97	98	99	100

FASA CORPORATION

PERMISSION GRANTED TO PHOTOCOPY FOR PERSONAL USE

MASTER CONTROL PANEL

Race FEDERATION
Vessel Class R-1 MK1
Vessel Name _____ Captain's Name _____
D 112.8 Captain's Skill Rating _____
WDF 78.9 Crew Efficiency Rating _____

ENGINEERING DISPLAY

IMPULSE GENERATOR POWER TRACK

Type FIPG-1

1	2	3	4	5	6	7	8	9	10	11	12	13	14	15	16	17	18	19	20
21	22	23	24	25	26	27	28	29	30	31	32	33	34	35	36	37	38	39	40

MATTER/ANTI-MATTER POWER GENERATOR TRACK

Type FMAPG-1

1	2	3	4	5	6	7	8	9	10	11	12	13	14	15	16	17	18	19	20
21	22	23	24	25	26	27	28	29	30	31	32	33	34	35	36	37	38	39	40
41	42	43	44	45	46	47	48	49	50	51	52	53	54	55	56	57	58	59	60
61	62	63	64	65	66	67	68	69	70	71	72	73	74	75	76	77	78	79	80
81	82	83	84	85	86	87	88	89	90	91	92	93	94	95	96	97	98		

	TURN #1	#2	#3	#4	#5	#6	#7	#8	#9	#10	#11	#12
Total Power Units Available	114											
Power To Movement (Movement Point Ratio 0/1)												
Power To Shields (Shield Point Ratio 1/2)												
Power To Weapons												
Power to Cloak (Points To Power ___)												

HELM DISPLAY

	TURN #1	#2	#3	#4	#5	#6	#7	#8	#9	#10	#11	#12
MOVEMENT POINTS												
SENSORS STATUS	D O L	D O L	D O L	D O L	D O L	D O L	D O L	D O L	D O L	D O L	D O L	D O L
CLOAK STATUS	ON OFF	ON OFF	ON OFF	ON OFF	ON OFF	ON OFF	ON OFF	ON OFF	ON OFF	ON OFF	ON OFF	ON OFF

WEAPONS DISPLAY

Beam Type FH-8	Missile Type FP-6
Firing Chart T	Firing Chart 0
Maximum Power 5	Power To Arm 1
Damage Modifiers +3(–) +2(1–10) +1(11–18)	Damage 12
Beam Type _____	Missile Type _____
Firing Chart _____	Firing Chart _____
Maximum Power _____	Power To Arm _____
Damage Modifiers +3(–) +2(–) +1(–)	Damage _____

	TURN #1	#2	#3	#4	#5	#6	#7	#8	#9	#10	#11	#12
Type FH-8 ■OPER ☐DMGD ☐REPD ☐INOP Firing Arc 1												
Type FH-8 ■OPER ☐DMGD ☐REPD ☐INOP Firing Arc 1												
Type FH-8 ■OPER ☐DMGD ☐REPD ☐INOP Firing Arc 1												
Type FH-8 ■OPER ☐DMGD ☐REPD ☐INOP Firing Arc 2												
Type FH-8 ■OPER ☐DMGD ☐REPD ☐INOP Firing Arc 2												
Type FH-8 ■OPER ☐DMGD ☐REPD ☐INOP Firing Arc 2												
Type FH-8 ■OPER ☐DMGD ☐REPD ☐INOP Firing Arc 3												
Type FH-8 ■OPER ☐DMGD ☐REPD ☐INOP Firing Arc 3												
Type FH-8 ■OPER ☐DMGD ☐REPD ☐INOP Firing Arc 3												
Type ☐OPER ☐DMGD ☐REPD ☐INOP Firing Arc												
Type FP-6 ■OPER ☐DMGD ☐REPD ☐INOP Firing Arc 1												
Type FP-6 ■OPER ☐DMGD ☐REPD ☐INOP Firing Arc 1												
Type FP-6 ■OPER ☐DMGD ☐REPD ☐INOP Firing Arc 2												
Type FP-6 ■OPER ☐DMGD ☐REPD ☐INOP Firing Arc 2												
Type FP-6 ■OPER ☐DMGD ☐REPD ☐INOP Firing Arc 3												
Type FP-6 ■OPER ☐DMGD ☐REPD ☐INOP Firing Arc 3												
Type ☐OPER ☐DMGD ☐REPD ☐INOP Firing Arc P F A S												
Type ☐OPER ☐DMGD ☐REPD ☐INOP Firing Arc P F A S												
Type ☐OPER ☐DMGD ☐REPD ☐INOP Firing Arc P F A S												
Type ☐OPER ☐DMGD ☐REPD ☐INOP Firing Arc P F A S												
Type ☐OPER ☐DMGD ☐REPD ☐INOP Firing Arc P F A S												
Type ☐OPER ☐DMGD ☐REPD ☐INOP Firing Arc P F A S												

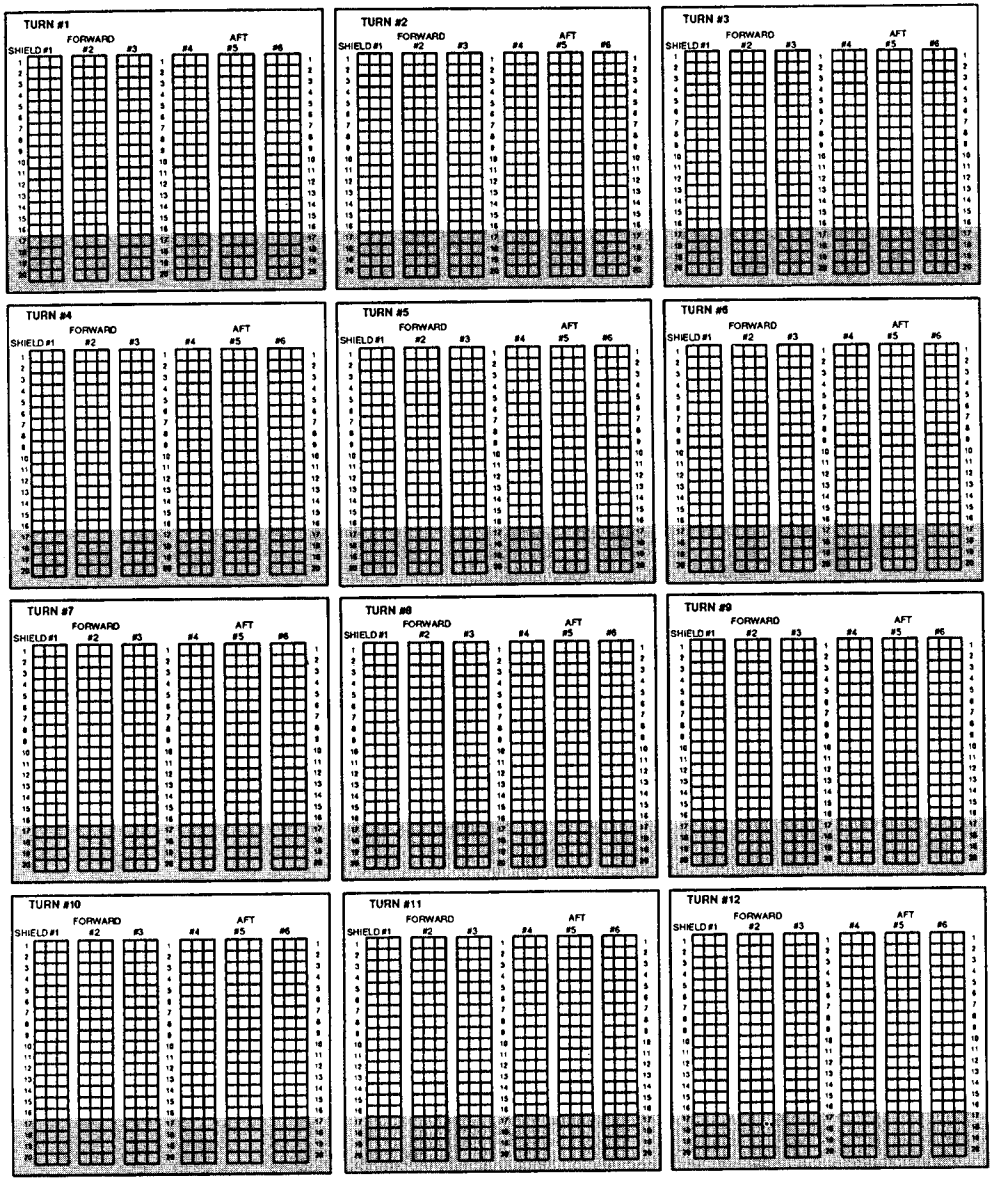
DAMAGE CONTROL DISPLAY

SHIELDS

SHIELD TYPE OESA SHIELD POINT RATIO 1 / 2 MAXIMUM SHIELD POWER 16

SHIELD POINTS AVAILABLE

#1	#2	#3	#4	#5	#6	#7	#8	#9	#10	#11	#12



PERMISSION GRANTED TO PHOTOCOPY FOR PERSONAL USE

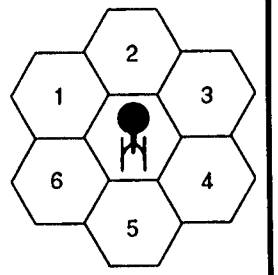
FASA CORPORATION

DAMAGE CHART OUTPOST

DAMAGE POINT RECORD

TURN #1 _____	TURN #5 _____	TURN # 9 _____
#2 _____	#6 _____	#10 _____
#3 _____	#7 _____	#11 _____
#4 _____	#8 _____	#12 _____

SHIELDS DIAGRAM



SYSTEMS REPAIR STATUS

	1ST HIT	2ND HIT	3RD HIT	4TH HIT	5TH HIT
SENSORS	1-6	1-6	1-4	1-2	OUT
SHIELD #1	1-6	1-6	1-4	1-2	OUT
#2	1-6	1-6	1-4	1-2	OUT
#3	1-6	1-6	1-4	1-2	OUT
#4	1-6	1-6	1-4	1-2	OUT
#5	1-6	1-6	1-4	1-2	OUT
#6	1-6	1-6	1-4	1-2	OUT
ENGINEERING GRIDS					
SHIELDS	1-6	1-6	1-4	1-2	OUT
WEAPONS	1-6	1-6	1-4	1-2	OUT
MANEUVER	1-6	1-6	1-4	1-2	OUT

SUPERSTRUCTURE DAMAGE TRACK

1	2	3	4	5	6	7	8	9	10	11	12	13	14	15	16	17	18	19	20
21	22	23	24	25	26	27	28	29	30	31	32	33	34	35	36	37	38	39	40
41	42	43	44	45	46	47	48	49	50	51	52	53	54	55	56	57	58	59	60

CREW 185

CASUALTY MODIFIER TRACK

0-19%	20-39%	40-59%	60-69%	70% +
0	-1	-2	-5	NO FIRING
	-10%	-20%	-50%	

PERCENT CASUALTIES TRACK

1	2	3	4	5	6	7	8	9	10	11	12	13	14	15	16	17	18	19	20
21	22	23	24	25	26	27	28	29	30	31	32	33	34	35	36	37	38	39	40
41	42	43	44	45	46	47	48	49	50	51	52	53	54	55	56	57	58	59	60
61	62	63	64	65	66	67	68	69	70	71	72	73	74	75	76	77	78	79	80
81	82	83	84	85	86	87	88	89	90	91	92	93	94	95	96	97	98	99	100

MASTER CONTROL PANEL

Race FEDERATION
Vessel Class ALAMO MK IV
Vessel Name _____ Captain's Name _____
D 210.0 Captain's Skill Rating _____
WDF 198.0 Crew Efficiency Rating _____

ENGINEERING DISPLAY

IMPULSE GENERATOR POWER TRACK

Type EIPG-2

1	2	3	4	5	6	7	8	9	10	11	12	13	14	15	16	17	18	19	20
21	22	23	24	25	26	27	28	29	30	31	32	33	34	35	36	37	38	39	40

MATTER/ANTI-MATTER POWER GENERATOR TRACK

Type EMAPG-3

1	2	3	4	5	6	7	8	9	10	11	12	13	14	15	16	17	18	19	20
21	22	23	24	25	26	27	28	29	30	31	32	33	34	35	36	37	38	39	40
41	42	43	44	45	46	47	48	49	50	51	52	53	54	55	56	57	58	59	60
61	62	63	64	65	66	67	68	69	70	71	72	73	74	75	76	77	78	79	80
81	82	83	84	85	86	87	88	89	90	91	92	93	94	95	96	97	98	99	100
101	102	103	104	105	106	107	108	109	110	111	112	113	114	115	116	117	118	119	120
121	122	123	124	125	126	127	128	129	130	131	132	133	134	135	136	137	138	139	140
141	142	143	144	145	146	147	148	149	150	151	152	153	154	155	156	157	158	159	160
161	162	163	164	165	166	167	168	169	170	171	172	173	174	175	176	177	178	179	180

	TURN #1	#2	#3	#4	#5	#6	#7	#8	#9	#10	#11	#12
Total Power Units Available	204											
Power To Movement (Movement Point Ratio 10/1)												
Power To Shields (Shield Point Ratio 1/1/2)												
Power To Weapons												
Power to Cloak (Points To Power ___)												

HELM DISPLAY

	TURN #1	#2	#3	#4	#5	#6	#7	#8	#9	#10	#11	#12
MOVEMENT POINTS												

SENSORS STATUS	TURN #1	#2	#3	#4	#5	#6	#7	#8	#9	#10	#11	#12
	D O L	D O L	D O L	D O L	D O L	D O L	D O L	D O L	D O L	D O L	D O L	D O L

WEAPONS DISPLAY

Beam Type FH-9
Firing Chart X
Maximum Power 6
Damage Modifiers +3(–) +2(1–12) +1(13–24)

Missile Type FP-4
Firing Chart S
Power To Arm 1
Damage 20

Type	Firing Arc	TURN #1	#2	#3	#4	#5	#6	#7	#8	#9	#10	#11	#12
FH-9	1												
FH-9	1												
FH-9	1												
FH-9	1												
FH-9	1												
FH-9	1												
	1												
FH-9	2												
FH-9	2												
FH-9	2												
FH-9	2												
FH-9	2												
FH-9	2												
FH-9	2												
	2												
FH-9	3												
FH-9	3												
FH-9	3												
FH-9	3												
FH-9	3												
FH-9	3												
FH-9	3												
	3												
	P F A S												
FP-4	1												
FP-4	1												
FP-4	2												
FP-4	2												
FP-4	3												
FP-4	3												
	P F A S												
	P F A S												
	P F A S												

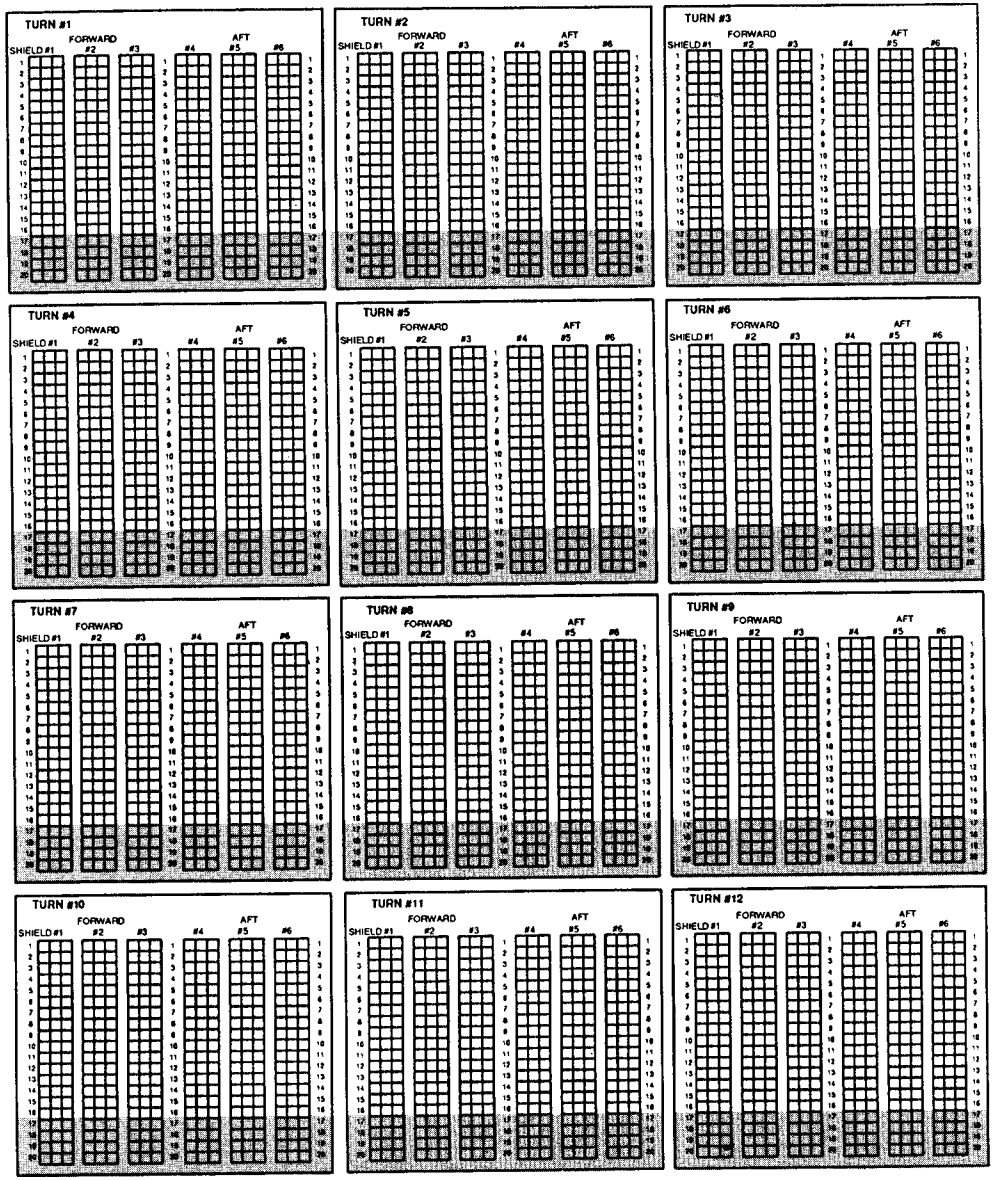
DAMAGE CONTROL DISPLAY

SHIELDS

SHIELD TYPE OFS SHIELD POINT RATIO 1 / 2 MAXIMUM SHIELD POWER 16

SHIELD POINTS AVAILABLE

#1	#2	#3	#4	#5	#6	#7	#8	#9	#10	#11	#12

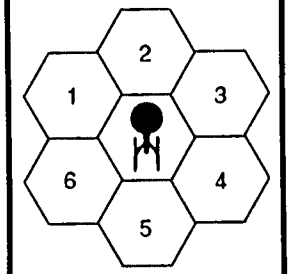


DAMAGE CHART OUTPOST

DAMAGE POINT RECORD

TURN #1 _____	TURN #5 _____	TURN # 9 _____
#2 _____	#6 _____	#10 _____
#3 _____	#7 _____	#11 _____
#4 _____	#8 _____	#12 _____

SHIELDS DIAGRAM



SYSTEMS REPAIR STATUS

	1ST HIT	2ND HIT	3RD HIT	4TH HIT	5TH HIT
SENSORS	1-6	1-6	1-4	1-2	OUT
SHIELD #1	1-6	1-6	1-4	1-2	OUT
#2	1-6	1-6	1-4	1-2	OUT
#3	1-6	1-6	1-4	1-2	OUT
#4	1-6	1-6	1-4	1-2	OUT
#5	1-6	1-6	1-4	1-2	OUT
#6	1-6	1-6	1-4	1-2	OUT

ENGINEERING GRIDS

SHIELDS	1-6	1-6	1-4	1-2	OUT
WEAPONS	1-6	1-6	1-4	1-2	OUT
MANEUVER	1-6	1-6	1-4	1-2	OUT

SUPERSTRUCTURE DAMAGE TRACK

1	2	3	4	5	6	7	8	9	10	11	12	13	14	15	16	17	18	19	20
21	22	23	24	25	26	27	28	29	30	31	32	33	34	35	36	37	38	39	40
41	42	43	44	45	46	47	48	49	50	51	52	53	54	55	56	57	58	59	60
61	62	63	64	65	66	67	68	69	70	71	72								

CREW 460

CASUALTY MODIFIER TRACK

0–19%	20–39%	40–59%	60–69%	70 % +
0	–1 –10%	–2 –20%	–5 –50%	NO FIRING

PERCENT CASUALTIES TRACK

1	2	3	4	5	6	7	8	9	10	11	12	13	14	15	16	17	18	19	20
21	22	23	24	25	26	27	28	29	30	31	32	33	34	35	36	37	38	39	40
41	42	43	44	45	46	47	48	49	50	51	52	53	54	55	56	57	58	59	60
61	62	63	64	65	66	67	68	69	70	71	72	73	74	75	76	77	78	79	80
81	82	83	84	85	86	87	88	89	90	91	92	93	94	95	96	97	98	99	100

FASA CORPORATION

PERMISSION GRANTED TO PHOTOCOPY FOR PERSONAL USE

MASTER CONTROL PANEL

Race KLINGON
Vessel Class L-24/B
Vessel Name _____ Captain's Name _____
D 170.5 Captain's Skill Rating _____
WDF 162.0 Crew Efficiency Rating _____

ENGINEERING DISPLAY

IMPULSE ENGINE POWER TRACK
Type KIE-1

1	2	3	4	5	6	7	8	9	10	11	12	13	14	15	16	17	18	19	20
21	22	23	24	25	26	27	28	29	30	31	32	33	34	35	36	37	38	39	40

WARP ENGINE PORT POWER TRACK
Type KWG-1

1	2	3	4	5	6	7	8	9	10	11	12	13	14	15	16	17	18	19	20
21	22	23	24	25	26	27	28	29	30	31	32	33	34	35	36	37	38	39	40

WARP ENGINE STARBOARD POWER TRACK
Type KWG-1

1	2	3	4	5	6	7	8	9	10	11	12	13	14	15	16	17	18	19	20
21	22	23	24	25	26	27	28	29	30	31	32	33	34	35	36	37	38	39	40

	TURN #1	#2	#3	#4	#5	#6	#7	#8	#9	#10	#11	#12
Total Power Units Available	79											
Power To Movement (Movement Point Ratio 5/1)												
Power To Shields (Shield Point Ratio 1/3)												
Power To Weapons												
Power to Cloak (Points To Power ___)												

HELM DISPLAY

STRESS CHARTS
ENGINE: I SUPERSTRUCTURE: M WARP SPEED _____

	TURN #1	#2	#3	#4	#5	#6	#7	#8	#9	#10	#11	#12
MOVEMENT POINTS												
SENSORS STATUS	D O L	D O L	D O L	D O L	D O L	D O L	D O L	D O L	D O L	D O L	D O L	D O L
CLOAK STATUS	ON OFF	ON OFF	ON OFF	ON OFF	ON OFF	ON OFF	ON OFF	ON OFF	ON OFF	ON OFF	ON OFF	ON OFF

WEAPONS DISPLAY

Beam Type KD-13
Firing Chart X
Maximum Power 5
Damage Modifiers +3(1 – 7) +2(8–15 +1(16–22)

Missile Type KP-6
Firing Chart R
Power To Arm 2
Damage 20

Beam Type _____
Firing Chart _____
Maximum Power _____
Damage Modifiers +3(–) +2(–) +1(–)

Missile Type _____
Firing Chart _____
Power To Arm _____
Damage _____

	TURN #1	#2	#3	#4	#5	#6	#7	#8	#9	#10	#11	#12
Type KD-13 ■OPER ☐DMGD ☐REPD ☐INOP Firing Arc (P) F A S												
Type KD-13 ■OPER ☐DMGD ☐REPD ☐INOP Firing Arc (P) F A S												
Type KD-13 ■OPER ☐DMGD ☐REPD ☐INOP Firing Arc (P) F A S												
Type KD-13 ■OPER ☐DMGD ☐REPD ☐INOP Firing Arc (P) F A S												
Type KD-13 ■OPER ☐DMGD ☐REPD ☐INOP Firing Arc P F (S) A												
Type KD-13 ■OPER ☐DMGD ☐REPD ☐INOP Firing Arc P F (S) A												
Type KD-13 ■OPER ☐DMGD ☐REPD ☐INOP Firing Arc P F (S) A												
Type KD-13 ■OPER ☐DMGD ☐REPD ☐INOP Firing Arc P F (S) A												
Type KD-13 ■OPER ☐DMGD ☐REPD ☐INOP Firing Arc P (F) A S												
Type KD-13 ■OPER ☐DMGD ☐REPD ☐INOP Firing Arc P (F) A S												
Type KD-13 ■OPER ☐DMGD ☐REPD ☐INOP Firing Arc P (F) A S												
Type KD-13 ■OPER ☐DMGD ☐REPD ☐INOP Firing Arc P (F) A S												
Type KD-13 ■OPER ☐DMGD ☐REPD ☐INOP Firing Arc P F (S) A												
Type KD-13 ■OPER ☐DMGD ☐REPD ☐INOP Firing Arc P F (S) A												
Type KD-13 ■OPER ☐DMGD ☐REPD ☐INOP Firing Arc P F (S) A												
Type KD-13 ■OPER ☐DMGD ☐REPD ☐INOP Firing Arc P F (S) A												
Type KD-13 ■OPER ☐DMGD ☐REPD ☐INOP Firing Arc P F (S) A												
Type KD-13 ■OPER ☐DMGD ☐REPD ☐INOP Firing Arc P F (S) A												
Type KD-13 ■OPER ☐DMGD ☐REPD ☐INOP Firing Arc P F (S) A												
Type KD-13 ■OPER ☐DMGD ☐REPD ☐INOP Firing Arc P F (S) A												
Type KP-6 ■OPER ☐DMGD ☐REPD ☐INOP Firing Arc (P) F A S												
Type KP-6 ■OPER ☐DMGD ☐REPD ☐INOP Firing Arc P (F) A S												
Type KP-6 ■OPER ☐DMGD ☐REPD ☐INOP Firing Arc P (F) A S												
Type KP-6 ■OPER ☐DMGD ☐REPD ☐INOP Firing Arc P F (S) A												
Type KP-6 ■OPER ☐DMGD ☐REPD ☐INOP Firing Arc P F (A) S												
Type KP-6 ■OPER ☐DMGD ☐REPD ☐INOP Firing Arc P F (A) S												

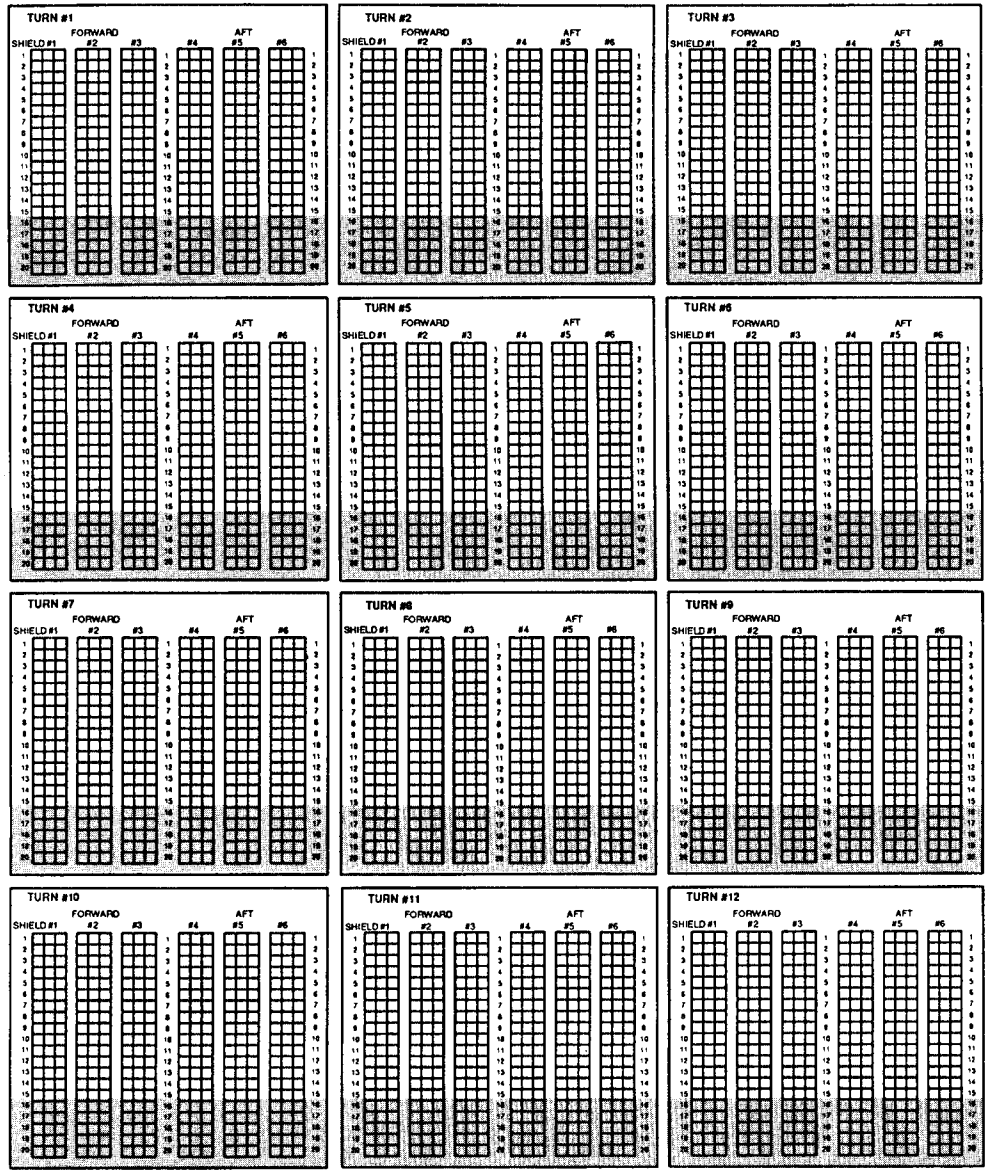
DAMAGE CONTROL DISPLAY

SHIELDS

SHIELD TYPE KSP SHIELD POINT RATIO 1 / 3 MAXIMUM SHIELD POWER 15

SHIELD POINTS AVAILABLE

#1	#2	#3	#4	#5	#6	#7	#8	#9	#10	#11	#12

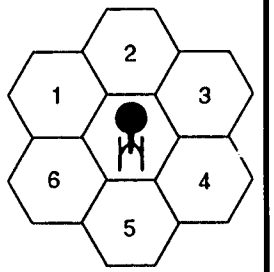


DAMAGE CHART A B ©

DAMAGE POINT RECORD

TURN #1	TURN #5	TURN # 9
#2	#6	#10
#3	#7	#11
#4	#8	#12

SHIELDS DIAGRAM



SYSTEMS REPAIR STATUS

	1ST HIT	2ND HIT	3RD HIT	4TH HIT	5TH HIT
SENSORS	1-6	1-6	1-4	1-2	OUT
SHIELD #1	1-6	1-6	1-4	1-2	OUT
#2	1-6	1-6	1-4	1-2	OUT
#3	1-6	1-6	1-4	1-2	OUT
#4	1-6	1-6	1-4	1-2	OUT
#5	1-6	1-6	1-4	1-2	OUT
#6	1-6	1-6	1-4	1-2	OUT

ENGINEERING GRIDS

SHIELDS	1-6	1-6	1-4	1-2	OUT
WEAPONS	1-6	1-6	1-4	1-2	OUT
MANEUVER	1-6	1-6	1-4	1-2	OUT

SUPERSTRUCTURE DAMAGE TRACK

1	2	3	4	5	6	7	8	9	10	11	12	13	14	15	16	17	18	19	20
21	22	23	24	25	26	27	28	29	30	31	32	33	34	35	36	37	38	39	40
41	42	43	44	45	46	47	48	49	50	51	52	53	54	55	56	57	58	59	60

CREW 1090

CASUALTY MODIFIER TRACK

0–19%	20–39%	40–59%	60–69%	70% +
0	–1 –10%	–2 –20%	–5 –50%	NO FIRING

PERCENT CASUALTIES TRACK

1	2	3	4	5	6	7	8	9	10	11	12	13	14	15	16	17	18	19	20
21	22	23	24	25	26	27	28	29	30	31	32	33	34	35	36	37	38	39	40
41	42	43	44	45	46	47	48	49	50	51	52	53	54	55	56	57	58	59	60
61	62	63	64	65	66	67	68	69	70	71	72	73	74	75	76	77	78	79	80
81	82	83	84	85	86	87	88	89	90	91	92	93	94	95	96	97	98	99	100

PERMISSION GRANTED TO PHOTOCOPY FOR PERSONAL USE

FASA CORPORATION

MASTER CONTROL PANEL

Race KLINGON
Vessel Class D-7A
Vessel Name
D 54.6
WDF 20.4
Captain's Name
Captain's Skill Rating
Crew Efficiency Rating

ENGINEERING DISPLAY

IMPULSE ENGINE POWER TRACK
Type KIC-2
1 2 3 4 5 6 7 8 9 10 11 12 13 14 15 16 17 18 19 20
21 22 23 24 25 26 27 28 29 30 31 32 33 34 35 36 37 38 39 40

WARP ENGINE PORT POWER TRACK
Type KWD-1
1 2 3 4 5 6 7 8 9 10 11 12 13 14 15 16 17 18 19 20
21 22 23 24 25 26 27 28 29 30 31 32 33 34 35 36 37 38 39 40

WARP ENGINE STARBOARD POWER TRACK
Type KWD-1
1 2 3 4 5 6 7 8 9 10 11 12 13 14 15 16 17 18 19 20
21 22 23 24 25 26 27 28 29 30 31 32 33 34 35 36 37 38 39 40

	TURN #1	#2	#3	#4	#5	#6	#7	#8	#9	#10	#11	#12
Total Power Units Available	40											
Power To Movement (Movement Point Ratio 4/1)												
Power To Shields (Shield Point Ratio 1/1)												
Power To Weapons												
Power to Cloak (Points To Power ___)												

HELM DISPLAY

STRESS CHARTS
ENGINE: 2 SUPERSTRUCTURE: N WARP SPEED

	TURN #1	#2	#3	#4	#5	#6	#7	#8	#9	#10	#11	#12
MOVEMENT POINTS												
SENSORS STATUS	D O L	D O L	D O L	D O L	D O L	D O L	D O L	D O L	D O L	D O L	D O L	D O L
CLOAK STATUS	ON OFF	ON OFF	ON OFF	ON OFF	ON OFF	ON OFF	ON OFF	ON OFF	ON OFF	ON OFF	ON OFF	ON OFF

WEAPONS DISPLAY

Beam Type KD-6	Missile Type
Firing Chart T	Firing Chart
Maximum Power 6	Power To Arm
Damage Modifiers +3(–) +2(1–18) +1(–)	Damage
Beam Type	Missile Type
Firing Chart	Firing Chart
Maximum Power	Power To Arm
Damage Modifiers +3(–) +2(–) +1(–)	Damage

	TURN #1	#2	#3	#4	#5	#6	#7	#8	#9	#10	#11	#12
Type KD-6 ■OPER ☐DMGD ☐REPD ☐INOP Firing Arc (P) F A (S)												
Type KD-6 ■OPER ☐DMGD ☐REPD ☐INOP Firing Arc (P) F A (S)												
Type KD-6 ■OPER ☐DMGD ☐REPD ☐INOP Firing Arc P F A (S)												
Type KD-6 ■OPER ☐DMGD ☐REPD ☐INOP Firing Arc P F A (S)												
Type ☐OPER ☐DMGD ☐REPD ☐INOP Firing Arc P F A S												
Type ☐OPER ☐DMGD ☐REPD ☐INOP Firing Arc P F A S												
Type ☐OPER ☐DMGD ☐REPD ☐INOP Firing Arc P F A S												
Type ☐OPER ☐DMGD ☐REPD ☐INOP Firing Arc P F A S												
Type ☐OPER ☐DMGD ☐REPD ☐INOP Firing Arc P F A S												
Type ☐OPER ☐DMGD ☐REPD ☐INOP Firing Arc P F A S												
Type ☐OPER ☐DMGD ☐REPD ☐INOP Firing Arc P F A S												
Type ☐OPER ☐DMGD ☐REPD ☐INOP Firing Arc P F A S												
Type ☐OPER ☐DMGD ☐REPD ☐INOP Firing Arc P F A S												
Type ☐OPER ☐DMGD ☐REPD ☐INOP Firing Arc P F A S												
Type ☐OPER ☐DMGD ☐REPD ☐INOP Firing Arc P F A S												
Type ☐OPER ☐DMGD ☐REPD ☐INOP Firing Arc P F A S												
Type ☐OPER ☐DMGD ☐REPD ☐INOP Firing Arc P F A S												
Type ☐OPER ☐DMGD ☐REPD ☐INOP Firing Arc P F A S												
Type ☐OPER ☐DMGD ☐REPD ☐INOP Firing Arc P F A S												
Type ☐OPER ☐DMGD ☐REPD ☐INOP Firing Arc P F A S												
Type ☐OPER ☐DMGD ☐REPD ☐INOP Firing Arc P F A S												
Type ☐OPER ☐DMGD ☐REPD ☐INOP Firing Arc P F A S												
Type ☐OPER ☐DMGD ☐REPD ☐INOP Firing Arc P F A S												

DAMAGE CONTROL DISPLAY

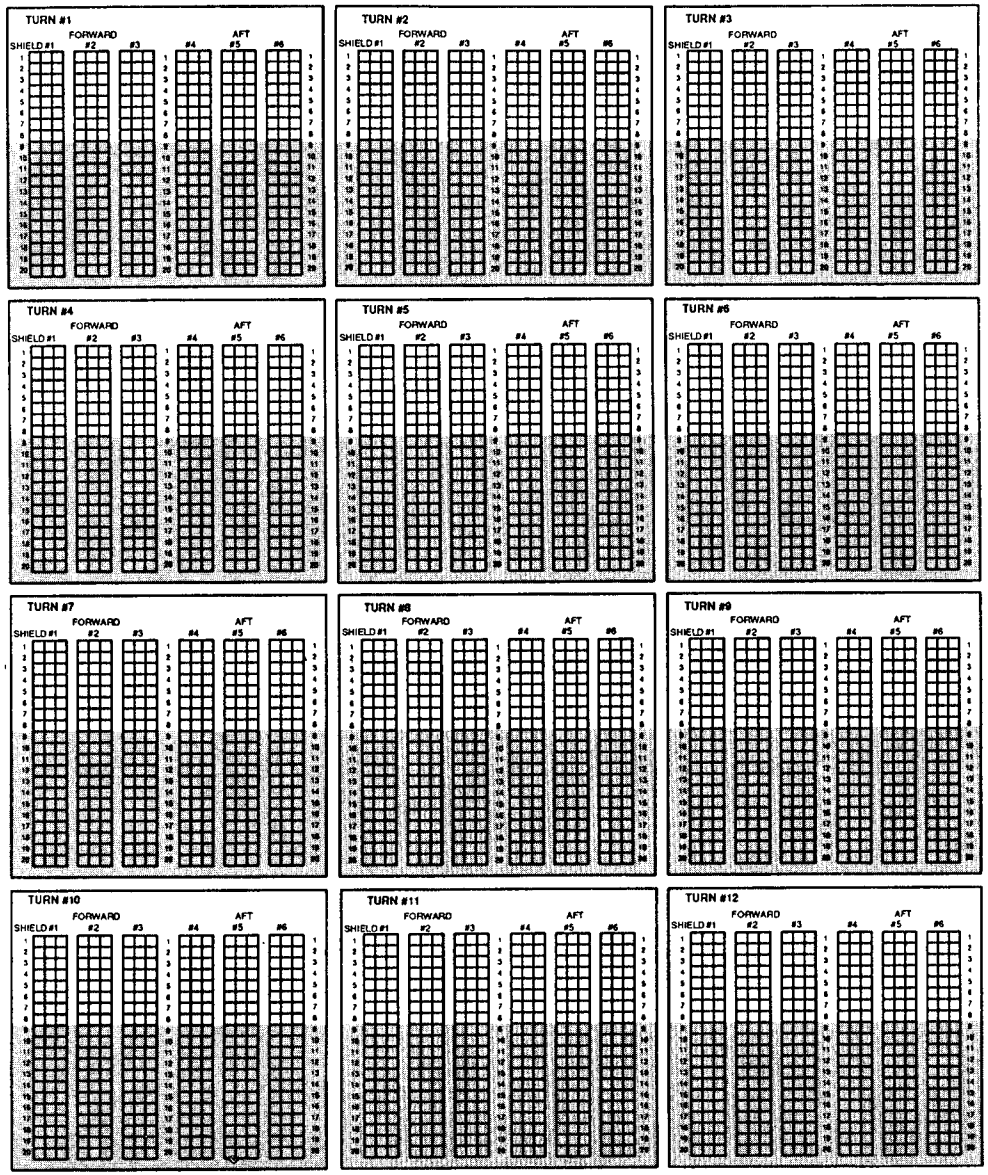
SHIELDS

SHIELD TYPE KSC SHIELD POINT RATIO 1 / 1 MAXIMUM SHIELD POWER 8

SHIELD POINTS AVAILABLE

#1	#2	#3	#4	#5	#6	#7	#8	#9	#10	#11	#12

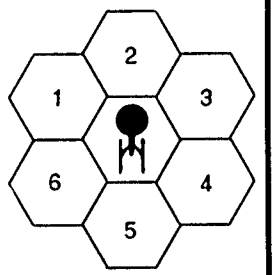
DAMAGE CHART A B C



DAMAGE POINT RECORD

TURN #1 _____	TURN #5 _____	TURN # 9 _____
#2 _____	#6 _____	#10 _____
#3 _____	#7 _____	#11 _____
#4 _____	#8 _____	#12 _____

SHIELDS DIAGRAM



SYSTEMS REPAIR STATUS

	1ST HIT	2ND HIT	3RD HIT	4TH HIT	5TH HIT
SENSORS	1-6	1-6	1-4	1-2	OUT
SHIELD #1	1-6	1-6	1-4	1-2	OUT
#2	1-6	1-6	1-4	1-2	OUT
#3	1-6	1-6	1-4	1-2	OUT
#4	1-6	1-6	1-4	1-2	OUT
#5	1-6	1-6	1-4	1-2	OUT
#6	1-6	1-6	1-4	1-2	OUT
ENGINEERING GRIDS					
SHIELDS	1-6	1-6	1-4	1-2	OUT
WEAPONS	1-6	1-6	1-4	1-2	OUT
MANEUVER	1-6	1-6	1-4	1-2	OUT

SUPERSTRUCTURE DAMAGE TRACK

1	2	3	4	5	6	7	8	9	10	11	12	13	14	15	16	17	18	19	20
21	22	23	24	25	26	27	28	29	30	31	32	33	34	35	36	37	38	39	40
41	42	43	44	45	46	47	48	49	50	51	52	53	54	55	56	57	58	59	60

CREW 352

CASUALTY MODIFIER TRACK

0-19%	20-39%	40-59%	60-69%	70% +
0	-1	-2	-5	NO FIRING
	-10%	-20%	-50%	

PERCENT CASUALTIES TRACK

1	2	3	4	5	6	7	8	9	10	11	12	13	14	15	16	17	18	19	20
21	22	23	24	25	26	27	28	29	30	31	32	33	34	35	36	37	38	39	40
41	42	43	44	45	46	47	48	49	50	51	52	53	54	55	56	57	58	59	60
61	62	63	64	65	66	67	68	69	70	71	72	73	74	75	76	77	78	79	80
81	82	83	84	85	86	87	88	89	90	91	92	93	94	95	96	97	98	99	100

FASA CORPORATION

PERMISSION GRANTED TO PHOTOCOPY FOR PERSONAL USE

MASTER CONTROL PANEL

Race KLINGON
Vessel Class D-7M
Vessel Name _____
D 87.6
WDF 42.2
Captain's Name _____
Captain's Skill Rating _____
Crew Efficiency Rating _____

ENGINEERING DISPLAY

IMPULSE ENGINE POWER TRACK
Type KIC-2
1 2 3 4 5 6 7 8 9 10 11 12 13 14 15 16 17 18 19 20
21 22 23 24 25 26 27 28 29 30 31 32 33 34 35 36 37 38 39 40

WARP ENGINE PORT POWER TRACK
Type KWE-3
1 2 3 4 5 6 7 8 9 10 11 12 13 14 15 16 17 18 19 20
21 22 23 24 25 26 27 28 29 30 31 32 33 34 35 36 37 38 39 40

WARP ENGINE STARBOARD POWER TRACK
Type KWE-3
1 2 3 4 5 6 7 8 9 10 11 12 13 14 15 16 17 18 19 20
21 22 23 24 25 26 27 28 29 30 31 32 33 34 35 36 37 38 39 40

	TURN #1	#2	#3	#4	#5	#6	#7	#8	#9	#10	#11	#12
Total Power Units Available	44											
Power To Movement Movement Point Ratio 3/1												
Power To Shields Shield Point Ratio 1/2												
Power To Weapons												
Power to Cloak Points To Power ___												

HELM DISPLAY

STRESS CHARTS
ENGINE: J SUPERSTRUCTURE: M WARP SPEED _____

	TURN #1	#2	#3	#4	#5	#6	#7	#8	#9	#10	#11	#12
MOVEMENT POINTS												
SENSORS STATUS	D O L	D O L	D O L	D O L	D O L	D O L	D O L	D O L	D O L	D O L	D O L	D O L
CLOAK STATUS	ON OFF	ON OFF	ON OFF	ON OFF	ON OFF	ON OFF	ON OFF	ON OFF	ON OFF	ON OFF	ON OFF	ON OFF

WEAPONS DISPLAY

Beam Type KD-8	Missile Type KP-3
Firing Chart U	Firing Chart R
Maximum Power 7	Power To Arm 2
Damage Modifiers +3(1-7) +2(8-15) +1(16-30)	Damage 15
Beam Type _____	Missile Type _____
Firing Chart _____	Firing Chart _____
Maximum Power _____	Power To Arm _____
Damage Modifiers +3(–) +2(–) +1(–)	Damage _____

	TURN #1	#2	#3	#4	#5	#6	#7	#8	#9	#10	#11	#12
Type KD-8 ■OPER ☐DMGD ☐REPD ☐INOP Firing Arc (P) F S A												
Type KD-8 ■OPER ☐DMGD ☐REPD ☐INOP Firing Arc (P) F S A												
Type KD-8 ■OPER ☐DMGD ☐REPD ☐INOP Firing Arc P (F S) A												
Type KD-8 ■OPER ☐DMGD ☐REPD ☐INOP Firing Arc P (F S) A												
Type ☐OPER ☐DMGD ☐REPD ☐INOP Firing Arc P F S A												
Type KP-3 ■OPER ☐DMGD ☐REPD ☐INOP Firing Arc P (F) S A												
Type KP-3 ■OPER ☐DMGD ☐REPD ☐INOP Firing Arc P F S (A)												
Type ☐OPER ☐DMGD ☐REPD ☐INOP Firing Arc P F S A												
Type ☐OPER ☐DMGD ☐REPD ☐INOP Firing Arc P F S A												
Type ☐OPER ☐DMGD ☐REPD ☐INOP Firing Arc P F S A												
Type ☐OPER ☐DMGD ☐REPD ☐INOP Firing Arc P F S A												
Type ☐OPER ☐DMGD ☐REPD ☐INOP Firing Arc P F S A												
Type ☐OPER ☐DMGD ☐REPD ☐INOP Firing Arc P F S A												
Type ☐OPER ☐DMGD ☐REPD ☐INOP Firing Arc P F S A												
Type ☐OPER ☐DMGD ☐REPD ☐INOP Firing Arc P F S A												
Type ☐OPER ☐DMGD ☐REPD ☐INOP Firing Arc P F S A												
Type ☐OPER ☐DMGD ☐REPD ☐INOP Firing Arc P F S A												
Type ☐OPER ☐DMGD ☐REPD ☐INOP Firing Arc P F S A												
Type ☐OPER ☐DMGD ☐REPD ☐INOP Firing Arc P F S A												
Type ☐OPER ☐DMGD ☐REPD ☐INOP Firing Arc P F S A												
Type ☐OPER ☐DMGD ☐REPD ☐INOP Firing Arc P F S A												
Type ☐OPER ☐DMGD ☐REPD ☐INOP Firing Arc P F S A												

DAMAGE CONTROL DISPLAY

SHIELDS

SHIELD TYPE KSK SHIELD POINT RATIO 1 / 2 MAXIMUM SHIELD POWER 12

SHIELD POINTS AVAILABLE

#1	#2	#3	#4	#5	#6	#7	#8	#9	#10	#11	#12

DAMAGE CHART A B (C)

TURN #1 TURN #2 TURN #3

TURN #4 TURN #5 TURN #6

TURN #7 TURN #8 TURN #9

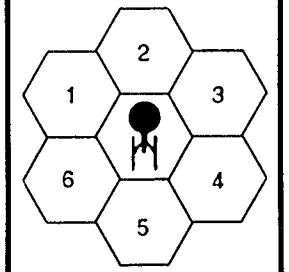
TURN #10 TURN #11 TURN #12

PERMISSION GRANTED TO PHOTOCOPY FOR PERSONAL USE

DAMAGE POINT RECORD

TURN #1 _____	TURN #5 _____	TURN # 9 _____
#2 _____	#6 _____	#10 _____
#3 _____	#7 _____	#11 _____
#4 _____	#8 _____	#12 _____

SHIELDS DIAGRAM



SYSTEMS REPAIR STATUS

	1ST HIT	2ND HIT	3RD* HIT	4TH HIT	5TH HIT
SENSORS	1-8	1-6	1-4	1-2	OUT
SHIELD #1	1-8	1-6	1-4	1-2	OUT
#2	1-8	1-6	1-4	1-2	OUT
#3	1-8	1-6	1-4	1-2	OUT
#4	1-8	1-6	1-4	1-2	OUT
#5	1-8	1-6	1-4	1-2	OUT
#6	1-8	1-6	1-4	1-2	OUT
ENGINEERING GRIDS					
SHIELDS	1-8	1-6	1-4	1-2	OUT
WEAPONS	1-8	1-6	1-4	1-2	OUT
MANEUVER	1-8	1-6	1-4	1-2	OUT

SUPERSTRUCTURE DAMAGE TRACK

1	2	3	4	5	6	7	8	9	10	11	12	13	14	15	16	17	18	19	20
21	22	23	24	25	26	27	28	29	30	31	32	33	34	35	36	37	38	39	40
41	42	43	44	45	46	47	48	49	50	51	52	53	54	55	56	57	58	59	60

CREW 373

CASUALTY MODIFIER TRACK

0–19%	20–39%	40–59%	60–69%	70 % +
0	–1 –10%	–2 –20%	–5 –50%	NO FIRING

PERCENT CASUALTIES TRACK

1	2	3	4	5	6	7	8	9	10	11	12	13	14	15	16	17	18	19	**20**
21	22	23	24	25	26	27	28	29	30	31	32	33	34	35	36	37	38	39	**40**
41	42	43	44	45	46	47	48	49	50	51	52	53	54	55	56	57	58	59	**60**
61	62	63	64	65	66	67	68	69	**70**	71	72	73	74	75	76	77	78	79	80
81	82	83	84	85	86	87	88	89	90	91	92	93	94	95	96	97	98	99	100

FASA CORPORATION

MASTER CONTROL PANEL

Race KLINGON
Vessel Class D-106
Vessel Name
D 107.5
WDF 72.2
Captain's Name
Captain's Skill Rating
Crew Efficiency Rating

ENGINEERING DISPLAY

IMPULSE ENGINE POWER TRACK
Type KIE-1

1	2	3	4	5	6	7	8	9	10	11	12	13	14	15	16	17	18	19	20
21	22	23	24	25	26	27	28	29	30	31	32	33	34	35	36	37	38	39	40

WARP ENGINE PORT POWER TRACK
Type KWE-3

1	2	3	4	5	6	7	8	9	10	11	12	13	14	15	16	17	18	19	20
21	22	23	24	25	26	27	28	29	30	31	32	33	34	35	36	37	38	39	40

WARP ENGINE STARBOARD POWER TRACK
Type KWE-3

1	2	3	4	5	6	7	8	9	10	11	12	13	14	15	16	17	18	19	20
21	22	23	24	25	26	27	28	29	30	31	32	33	34	35	36	37	38	39	40

	TURN #1	#2	#3	#4	#5	#6	#7	#8	#9	#10	#11	#12
Total Power Units Available	46											
Power To Movement (Movement Point Ratio 4 / 1)												
Power To Shields (Shield Point Ratio 1 / 3)												
Power To Weapons												
Power to Cloak (Points To Power ___)												

HELM DISPLAY

STRESS CHARTS
ENGINE: T SUPERSTRUCTURE: M WARP SPEED

	TURN #1	#2	#3	#4	#5	#6	#7	#8	#9	#10	#11	#12
MOVEMENT POINTS												
SENSORS STATUS	D O L	D O L	D O L	D O L	D O L	D O L	D O L	D O L	D O L	D O L	D O L	D O L	D O L	D O L
CLOAK STATUS	ON OFF	ON OFF	ON OFF	ON OFF	ON OFF	ON OFF	ON OFF	ON OFF	ON OFF	ON OFF	ON OFF	ON OFF

WEAPONS DISPLAY

Beam Type KD-13	Missile Type KP-4
Firing Chart X	Firing Chart Q
Maximum Power 5	Power To Arm 2
Damage Modifiers +3(1-7) +2(8-15) +1(16-22)	Damage 18
Beam Type KD-5	Missile Type
Firing Chart P	Firing Chart
Maximum Power 4	Power To Arm
Damage Modifiers +3(-) +2(1-10) +1(11-18)	Damage

	TURN #1	#2	#3	#4	#5	#6	#7	#8	#9	#10	#11	#12
Type KD-13 Firing Arc (P)(F)S A ■OPER ☐DMGD ☐REPD ☐INOP												
Type KD-13 Firing Arc (P)(F)S A ■OPER ☐DMGD ☐REPD ☐INOP												
Type KD-13 Firing Arc P(F)S A ■OPER ☐DMGD ☐REPD ☐INOP												
Type KD-13 Firing Arc P(F)S A ■OPER ☐DMGD ☐REPD ☐INOP												
Type KD-13 Firing Arc P F(S) A ■OPER ☐DMGD ☐REPD ☐INOP												
Type KD-13 Firing Arc P F(S) A ■OPER ☐DMGD ☐REPD ☐INOP												
Type KD-13 Firing Arc P F S(A) ■OPER ☐DMGD ☐REPD ☐INOP												
Type KD-13 Firing Arc P F S(A) ■OPER ☐DMGD ☐REPD ☐INOP												
Type ☐OPER ☐DMGD ☐REPD ☐INOP Firing Arc P F S A												
Type KD-5 Firing Arc P F S(A) ■OPER ☐DMGD ☐REPD ☐INOP												
Type KD-5 Firing Arc P F S(A) ■OPER ☐DMGD ☐REPD ☐INOP												
Type ☐OPER ☐DMGD ☐REPD ☐INOP Firing Arc P F S A												
Type KP-4 Firing Arc P(F)S A ■OPER ☐DMGD ☐REPD ☐INOP												
Type KP-4 Firing Arc P F S(A) ■OPER ☐DMGD ☐REPD ☐INOP												
Type ☐OPER ☐DMGD ☐REPD ☐INOP Firing Arc P F S A												
Type ☐OPER ☐DMGD ☐REPD ☐INOP Firing Arc P F S A												
Type ☐OPER ☐DMGD ☐REPD ☐INOP Firing Arc P F S A												
Type ☐OPER ☐DMGD ☐REPD ☐INOP Firing Arc P F S A												
Type ☐OPER ☐DMGD ☐REPD ☐INOP Firing Arc P F S A												
Type ☐OPER ☐DMGD ☐REPD ☐INOP Firing Arc P F S A												
Type ☐OPER ☐DMGD ☐REPD ☐INOP Firing Arc P F S A												
Type ☐OPER ☐DMGD ☐REPD ☐INOP Firing Arc P F S A												

DAMAGE CONTROL DISPLAY

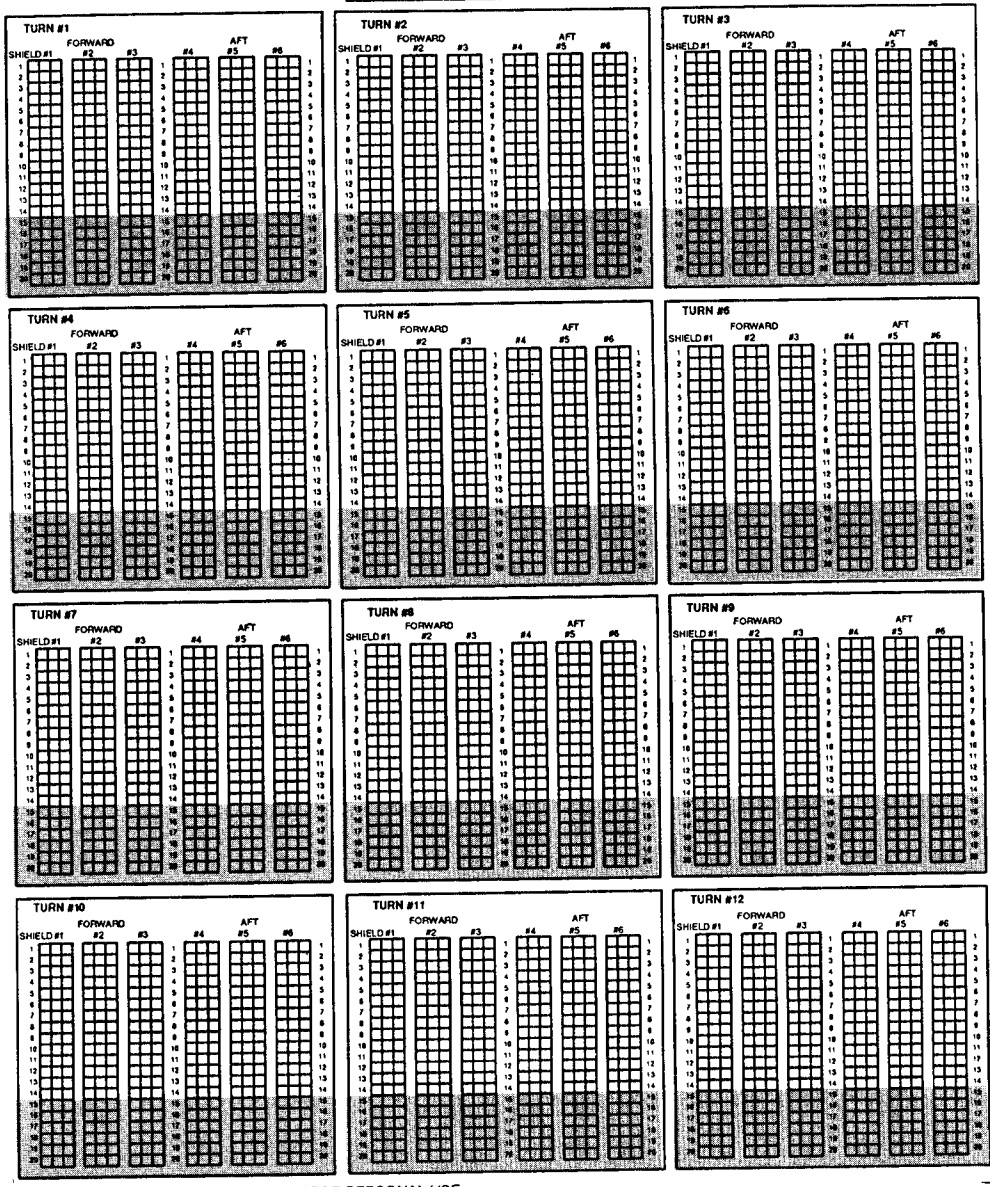
SHIELDS

SHIELD TYPE KSL SHIELD POINT RATIO 1 / 3 MAXIMUM SHIELD POWER 14

SHIELD POINTS AVAILABLE

#1	#2	#3	#4	#5	#6	#7	#8	#9	#10	#11	#12

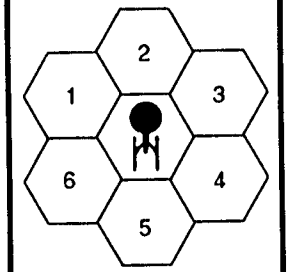
DAMAGE CHART A B ©



DAMAGE POINT RECORD

TURN #1 _____	TURN #5 _____	TURN # 9 _____
#2 _____	#6 _____	#10 _____
#3 _____	#7 _____	#11 _____
#4 _____	#8 _____	#12 _____

SHIELDS DIAGRAM



SYSTEMS REPAIR STATUS

	1ST HIT	2ND HIT	3RD HIT	4TH HIT	5TH HIT
SENSORS	1-8	1-6	1-4	1-2	OUT
SHIELD #1	1-8	1-6	1-4	1-2	OUT
#2	1-8	1-6	1-4	1-2	OUT
#3	1-8	1-6	1-4	1-2	OUT
#4	1-8	1-6	1-4	1-2	OUT
#5	1-8	1-6	1-4	1-2	OUT
#6	1-8	1-6	1-4	1-2	OUT

ENGINEERING GRIDS

SHIELDS	1-8	1-6	1-4	1-2	OUT
WEAPONS	1-8	1-6	1-4	1-2	OUT
MANEUVER	1-8	1-6	1-4	1-2	OUT

SUPERSTRUCTURE DAMAGE TRACK

1	2	3	4	5	6	7	8	9	10	11	12	13	14	15	16	17	18	19	20
21	22	23	24	25	26	27	28	29	30	31	32	33	34	35	36	37	38	39	40
41	42	43	44	45	46	47	48	49	50	51	52	53	54	55	56	57	58	59	60

CREW 525

CASUALTY MODIFIER TRACK

0–19%	20–39%	40–59%	60–69%	70 % +
0	–1 –10%	–2 –20%	–5 –50%	NO FIRING

PERCENT CASUALTIES TRACK

1	2	3	4	5	6	7	8	9	10	11	12	13	14	15	16	17	18	19	20
21	22	23	24	25	26	27	28	29	30	31	32	33	34	35	36	37	38	39	40
41	42	43	44	45	46	47	48	49	50	51	52	53	54	55	56	57	58	59	60
61	62	63	64	65	66	67	68	69	70	71	72	73	74	75	76	77	78	79	80
81	82	83	84	85	86	87	88	89	90	91	92	93	94	95	96	97	98	99	100

FASA CORPORATION

PERMISSION GRANTED TO PHOTOCOPY FOR PERSONAL USE

MASTER CONTROL PANEL

Race KLINGON
Vessel Class D-2B
Vessel Name
D 69.3
WDF 23.4
Captain's Name
Captain's Skill Rating
Crew Efficiency Rating

ENGINEERING DISPLAY

IMPULSE ENGINE POWER TRACK

Type KID-1

1	2	3	4	5	6	7	8	9	10	11	12	13	14	15	16	17	18	19	20
21	22	23	24	25	26	27	28	29	30	31	32	33	34	35	36	37	38	39	40

WARP ENGINE PORT POWER TRACK

Type KWC-1

1	2	3	4	5	6	7	8	9	10	11	12	13	14	15	16	17	18	19	20
21	22	23	24	25	26	27	28	29	30	31	32	33	34	35	36	37	38	39	40

WARP ENGINE STARBOARD POWER TRACK

Type KWC-1

1	2	3	4	5	6	7	8	9	10	11	12	13	14	15	16	17	18	19	20
21	22	23	24	25	26	27	28	29	30	31	32	33	34	35	36	37	38	39	40

	TURN #1	#2	#3	#4	#5	#6	#7	#8	#9	#10	#11	#12
Total Power Units Available	34											
Power To Movement (Movement Point Ratio 3/1)												
Power To Shields (Shield Point Ratio 2/3)												
Power To Weapons												
Power to Cloak (Points To Power ___)												

HELM DISPLAY

STRESS CHARTS
ENGINE: 2 SUPERSTRUCTURE: 0 WARP SPEED

	TURN #1	#2	#3	#4	#5	#6	#7	#8	#9	#10	#11	#12
MOVEMENT POINTS												
SENSORS STATUS	D O L	D O L	D O L	D O L	D O L	D O L	D O L	D O L	D O L	D O L	D O L	D O L
CLOAK STATUS	ON OFF	ON OFF	ON OFF	ON OFF	ON OFF	ON OFF	ON OFF	ON OFF	ON OFF	ON OFF	ON OFF	ON OFF

WEAPONS DISPLAY

Beam Type KD-6	Missile Type KP-2
Firing Chart T	Firing Chart H
Maximum Power 6	Power To Arm 1
Damage Modifiers +3(−) +2(1-15) +1(−)	Damage 10
Beam Type	Missile Type
Firing Chart	Firing Chart
Maximum Power	Power To Arm
Damage Modifiers +3(−) +2(−) +1(−)	Damage

	TURN #1	#2	#3	#4	#5	#6	#7	#8	#9	#10	#11	#12
Type KD-6 ■OPER ☐DMGD ☐REPD ☐INOP Firing Arc (P)(F)(S)(A)												
Type KD-6 ■OPER ☐DMGD ☐REPD ☐INOP Firing Arc (P)(F)(S)(A)												
Type ☐OPER ☐DMGD ☐REPD ☐INOP Firing Arc P F S A												
Type KP-2 ■OPER ☐DMGD ☐REPD ☐INOP Firing Arc P (F) S A												
Type KP-2 ■OPER ☐DMGD ☐REPD ☐INOP Firing Arc P (F) S A												
Type KP-2 ■OPER ☐DMGD ☐REPD ☐INOP Firing Arc P (F) S A												
Type KP-2 ■OPER ☐DMGD ☐REPD ☐INOP Firing Arc P (F) S A												
Type ☐OPER ☐DMGD ☐REPD ☐INOP Firing Arc P F S A												
Type ☐OPER ☐DMGD ☐REPD ☐INOP Firing Arc P F S A												
Type ☐OPER ☐DMGD ☐REPD ☐INOP Firing Arc P F S A												
Type ☐OPER ☐DMGD ☐REPD ☐INOP Firing Arc P F S A												
Type ☐OPER ☐DMGD ☐REPD ☐INOP Firing Arc P F S A												
Type ☐OPER ☐DMGD ☐REPD ☐INOP Firing Arc P F S A												
Type ☐OPER ☐DMGD ☐REPD ☐INOP Firing Arc P F S A												
Type ☐OPER ☐DMGD ☐REPD ☐INOP Firing Arc P F S A												
Type ☐OPER ☐DMGD ☐REPD ☐INOP Firing Arc P F S A												
Type ☐OPER ☐DMGD ☐REPD ☐INOP Firing Arc P F S A												
Type ☐OPER ☐DMGD ☐REPD ☐INOP Firing Arc P F S A												
Type ☐OPER ☐DMGD ☐REPD ☐INOP Firing Arc P F S A												
Type ☐OPER ☐DMGD ☐REPD ☐INOP Firing Arc P F S A												
Type ☐OPER ☐DMGD ☐REPD ☐INOP Firing Arc P F S A												

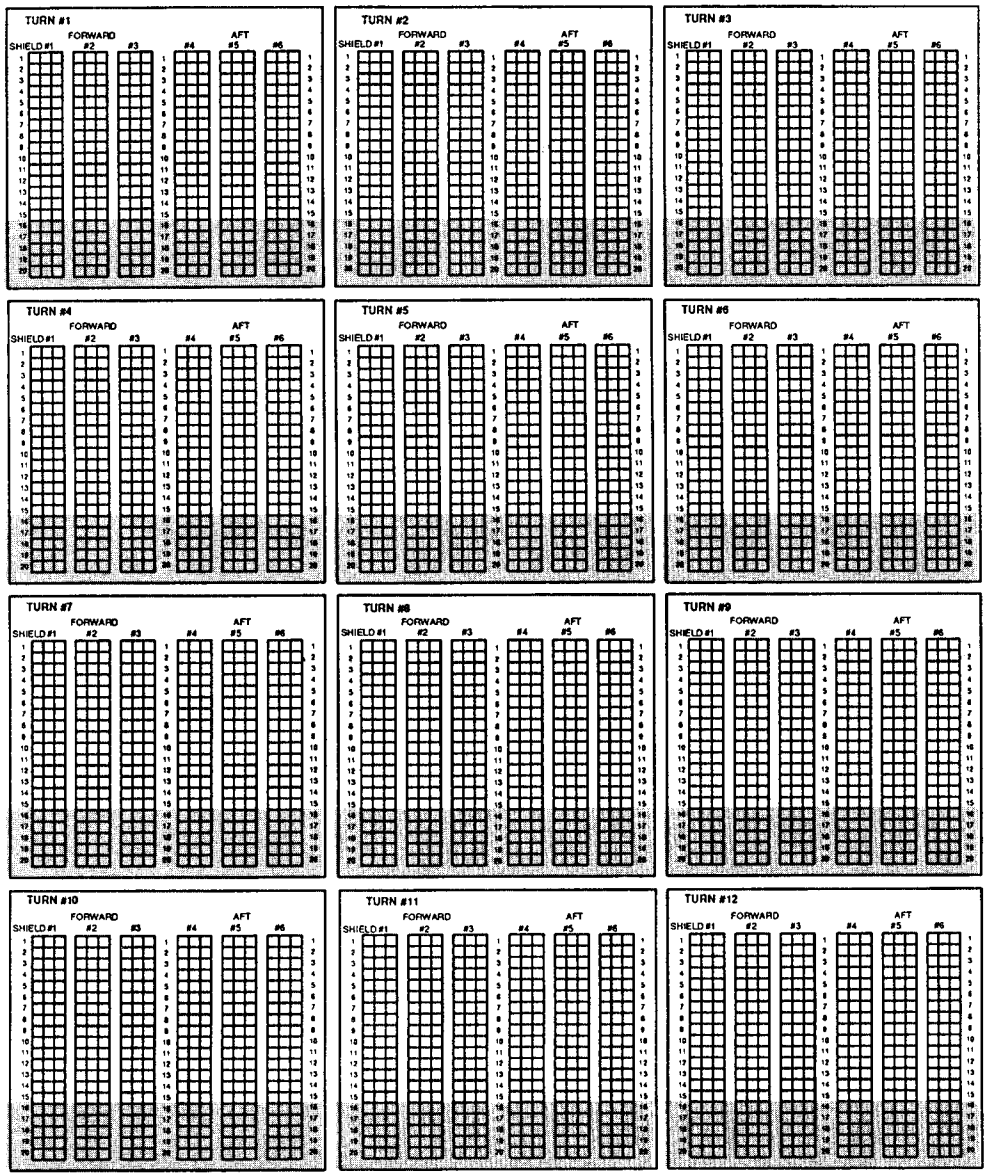
DAMAGE CONTROL DISPLAY

SHIELDS

SHIELD TYPE KSN SHIELD POINT RATIO 2 / 3 MAXIMUM SHIELD POWER 15

SHIELD POINTS AVAILABLE

#1	#2	#3	#4	#5	#6	#7	#8	#9	#10	#11	#12

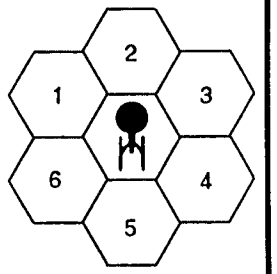


DAMAGE CHART A B ©

DAMAGE POINT RECORD

TURN #1 _____	TURN #5 _____	TURN # 9 _____
#2 _____	#6 _____	#10 _____
#3 _____	#7 _____	#11 _____
#4 _____	#8 _____	#12 _____

SHIELDS DIAGRAM



SYSTEMS REPAIR STATUS

	1ST HIT	2ND HIT	3RD HIT	4TH HIT	5TH HIT
SENSORS	1-8	1-6	1-4	1-2	OUT
SHIELD #1	1-8	1-6	1-4	1-2	OUT
#2	1-8	1-6	1-4	1-2	OUT
#3	1-8	1-6	1-4	1-2	OUT
#4	1-8	1-6	1-4	1-2	OUT
#5	1-8	1-6	1-4	1-2	OUT
#6	1-8	1-6	1-4	1-2	OUT
ENGINEERING GRIDS					
SHIELDS	1-8	1-6	1-4	1-2	OUT
WEAPONS	1-8	1-6	1-4	1-2	OUT
MANEUVER	1-8	1-6	1-4	1-2	OUT

SUPERSTRUCTURE DAMAGE TRACK

1	2	3	4	5	6	7	8	9	10	11	12	13	14	15	16	17	18	19	20
21	22	23	24	25	26	27	28	29	30	31	32	33	34	35	36	37	38	39	40
41	42	43	44	45	46	47	48	49	50	51	52	53	54	55	56	57	58	59	60

CREW 220

CASUALTY MODIFIER TRACK

0–19%	20–39%	40–59%	60–69%	70 % +
0	–1 –10%	–2 –20%	–5 –50%	NO FIRING

PERCENT CASUALTIES TRACK

1	2	3	4	5	6	7	8	9	10	11	12	13	14	15	16	17	18	19	20
21	22	23	24	25	26	27	28	29	30	31	32	33	34	35	36	37	38	39	40
41	42	43	44	45	46	47	48	49	50	51	52	53	54	55	56	57	58	59	60
61	62	63	64	65	66	67	68	69	70	71	72	73	74	75	76	77	78	79	80
81	82	83	84	85	86	87	88	89	90	91	92	93	94	95	96	97	98	99	100

FASA CORPORATION

PERMISSION GRANTED TO PHOTOCOPY FOR PERSONAL USE

MASTER CONTROL PANEL

Race KLINGON
Vessel Class D-18B
Vessel Name
D 54.0
WDF 20.7
Captain's Name
Captain's Skill Rating
Crew Efficiency Rating

ENGINEERING DISPLAY

IMPULSE ENGINE POWER TRACK

Type KIB-2

1	2	3	4	5	6	7	8	9	10	11	12	13	14	15	16	17	18	19	20
21	22	23	24	25	26	27	28	29	30	31	32	33	34	35	36	37	38	39	40

WARP ENGINE PORT POWER TRACK

Type KWE-3

1	2	3	4	5	6	7	8	9	10	11	12	13	14	15	16	17	18	19	20
21	22	23	24	25	26	27	28	29	30	31	32	33	34	35	36	37	38	39	40

WARP ENGINE STARBOARD POWER TRACK

Type KWE-3

1	2	3	4	5	6	7	8	9	10	11	12	13	14	15	16	17	18	19	20
21	22	23	24	25	26	27	28	29	30	31	32	33	34	35	36	37	38	39	40

	TURN #1	#2	#3	#4	#5	#6	#7	#8	#9	#10	#11	#12
Total Power Units Available	42											
Power To Movement (Movement Point Ratio 3/1)												
Power To Shields (Shield Point Ratio 1/2)												
Power To Weapons												
Power to Cloak (Points To Power ___)												

HELM DISPLAY

STRESS CHARTS
ENGINE: J SUPERSTRUCTURE: M WARP SPEED

	TURN #1	#2	#3	#4	#5	#6	#7	#8	#9	#10	#11	#12
MOVEMENT POINTS												
SENSORS STATUS	D O L	D O L	D O L	D O L	D O L	D O L	D O L	D O L	D O L	D O L	D O L	D O L
CLOAK STATUS	ON OFF	ON OFF	ON OFF	ON OFF	ON OFF	ON OFF	ON OFF	ON OFF	ON OFF	ON OFF	ON OFF	ON OFF

WEAPONS DISPLAY

Beam Type KD-5	Missile Type
Firing Chart P	Firing Chart
Maximum Power 4	Power To Arm
Damage Modifiers +3(–) +2(1–10) +1(11–18)	Damage
Beam Type KD-14	Missile Type
Firing Chart D	Firing Chart
Maximum Power 8	Power To Arm
Damage Modifiers +3(–) +2(1–6) +1(–)	Damage

	TURN #1	#2	#3	#4	#5	#6	#7	#8	#9	#10	#11	#12
Type KD-5 ■OPER ☐DMGD ☐REPD ☐INOP Firing Arc (P) F S A												
Type KD-5 ■OPER ☐DMGD ☐REPD ☐INOP Firing Arc (P) F S A												
Type KD-5 ■OPER ☐DMGD ☐REPD ☐INOP Firing Arc P (F) S A												
Type KD-5 ■OPER ☐DMGD ☐REPD ☐INOP Firing Arc P (F) S A												
Type KD-5 ■OPER ☐DMGD ☐REPD ☐INOP Firing Arc P (F S) A												
Type KD-5 ■OPER ☐DMGD ☐REPD ☐INOP Firing Arc P (F S) A												
Type ☐OPER ☐DMGD ☐REPD ☐INOP Firing Arc P F S A												
Type KD-14 ■OPER ☐DMGD ☐REPD ☐INOP Firing Arc P F S (A)												
Type ☐OPER ☐DMGD ☐REPD ☐INOP Firing Arc P F S A												
Type ☐OPER ☐DMGD ☐REPD ☐INOP Firing Arc P F S A												
Type ☐OPER ☐DMGD ☐REPD ☐INOP Firing Arc P F S A												
Type ☐OPER ☐DMGD ☐REPD ☐INOP Firing Arc P F S A												
Type ☐OPER ☐DMGD ☐REPD ☐INOP Firing Arc P F S A												
Type ☐OPER ☐DMGD ☐REPD ☐INOP Firing Arc P F S A												
Type ☐OPER ☐DMGD ☐REPD ☐INOP Firing Arc P F S A												
Type ☐OPER ☐DMGD ☐REPD ☐INOP Firing Arc P F S A												
Type ☐OPER ☐DMGD ☐REPD ☐INOP Firing Arc P F S A												
Type ☐OPER ☐DMGD ☐REPD ☐INOP Firing Arc P F S A												
Type ☐OPER ☐DMGD ☐REPD ☐INOP Firing Arc P F S A												
Type ☐OPER ☐DMGD ☐REPD ☐INOP Firing Arc P F S A												
Type ☐OPER ☐DMGD ☐REPD ☐INOP Firing Arc P F S A												

DAMAGE CONTROL DISPLAY

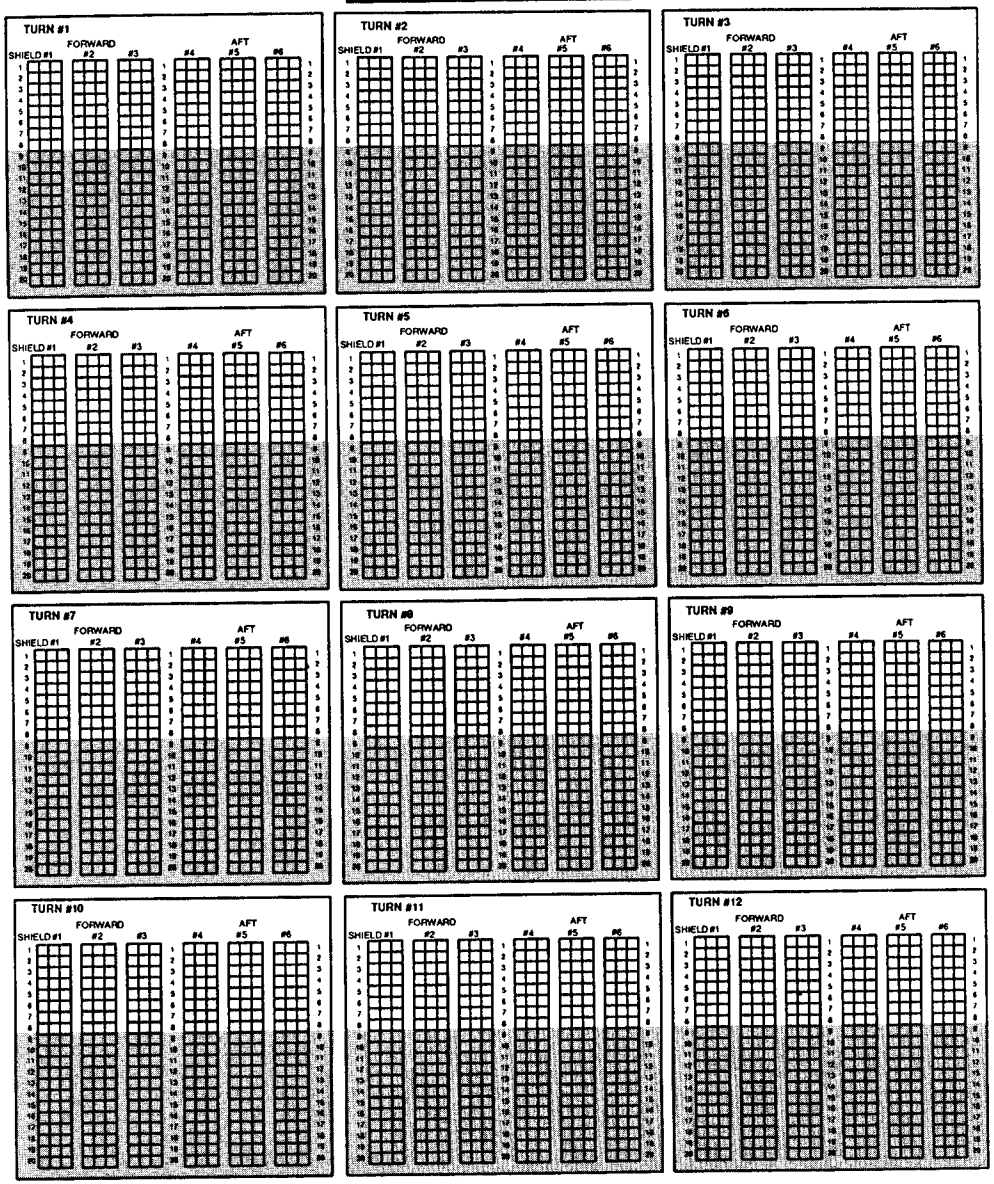
SHIELDS

SHIELD TYPE KSE SHIELD POINT RATIO 1 / 1 MAXIMUM SHIELD POWER 8

SHIELD POINTS AVAILABLE

#1	#2	#3	#4	#5	#6	#7	#8	#9	#10	#11	#12

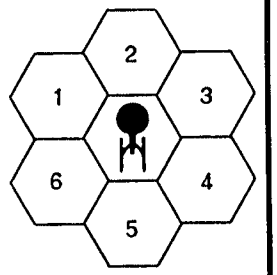
DAMAGE CHART A B (C)



DAMAGE POINT RECORD

TURN #1 _____	TURN #5 _____	TURN # 9 _____
#2 _____	#6 _____	#10 _____
#3 _____	#7 _____	#11 _____
#4 _____	#8 _____	#12 _____

SHIELDS DIAGRAM



SYSTEMS REPAIR STATUS

	1ST HIT	2ND HIT	3RD HIT	4TH HIT	5TH HIT
SENSORS	1-8	1-6	1-4	1-2	OUT
SHIELD #1	1-8	1-6	1-4	1-2	OUT
#2	1-8	1-6	1-4	1-2	OUT
#3	1-8	1-6	1-4	1-2	OUT
#4	1-8	1-6	1-4	1-2	OUT
#5	1-8	1-6	1-4	1-2	OUT
#6	1-8	1-6	1-4	1-2	OUT
ENGINEERING GRIDS					
SHIELDS	1-8	1-6	1-4	1-2	OUT
WEAPONS	1-8	1-6	1-4	1-2	OUT
MANEUVER	1-8	1-6	1-4	1-2	OUT

SUPERSTRUCTURE DAMAGE TRACK

1	2	3	4	5	6	7	8	9	10	11	12	13	14	15	16	17	18	19	20
21	22	23	24	25	26	27	28	29	30	31	32	33	34	35	36	37	38	39	40
41	42	43	44	45	46	47	48	49	50	51	52	53	54	55	56	57	58	59	60

CREW 265

CASUALTY MODIFIER TRACK

0-19%	20-39%	40-59%	60-69%	70 % +
0	-1 -10%	-2 -20%	-5 -50%	NO FIRING

PERCENT CASUALTIES TRACK

1	2	3	4	5	6	7	8	9	10	11	12	13	14	15	16	17	18	19	20
21	22	23	24	25	26	27	28	29	30	31	32	33	34	35	36	37	38	39	40
41	42	43	44	45	46	47	48	49	50	51	52	53	54	55	56	57	58	59	60
61	62	63	64	65	66	67	68	69	70	71	72	73	74	75	76	77	78	79	80
81	82	83	84	85	86	87	88	89	90	91	92	93	94	95	96	97	98	99	100

FASA CORPORATION

PERMISSION GRANTED TO PHOTOCOPY FOR PERSONAL USE

MASTER CONTROL PANEL

Race KLINGON
Vessel Class K-23F
Vessel Name _____ Captain's Name _____
D 71.9 Captain's Skill Rating _____
WDF 30.0 Crew Efficiency Rating _____

ENGINEERING DISPLAY

IMPULSE ENGINE POWER TRACK
Type KID-1
1 2 3 4 5 6 7 8 9 10 11 12 13 14 15 16 17 18 19 20
21 22 23 24 25 26 27 28 29 30 31 32 33 34 35 36 37 38 39 40

WARP ENGINE PORT POWER TRACK
Type KWD-1
1 2 3 4 5 6 7 8 9 10 11 12 13 14 15 16 17 18 19 20
21 22 23 24 25 26 27 28 29 30 31 32 33 34 35 36 37 38 39 40

WARP ENGINE STARBOARD POWER TRACK
Type KWD-1
1 2 3 4 5 6 7 8 9 10 11 12 13 14 15 16 17 18 19 20
21 22 23 24 25 26 27 28 29 30 31 32 33 34 35 36 37 38 39 40

	TURN #1	#2	#3	#4	#5	#6	#7	#8	#9	#10	#11	#12
Total Power Units Available	42											
Power To Movement (Movement Point Ratio 4/1)												
Power To Shields (Shield Point Ratio 1/2)												
Power To Weapons												
Power to Cloak (Points To Power ___)												

HELM DISPLAY

STRESS CHARTS
ENGINE: L SUPERSTRUCTURE: N WARP SPEED _____

	TURN #1	#2	#3	#4	#5	#6	#7	#8	#9	#10	#11	#12
MOVEMENT POINTS												
SENSORS STATUS	D O L	D O L	D O L	D O L	D O L	D O L	D O L	D O L	D O L	D O L	D O L	D O L
CLOAK STATUS	ON OFF	ON OFF	ON OFF	ON OFF	ON OFF	ON OFF	ON OFF	ON OFF	ON OFF	ON OFF	ON OFF	ON OFF

WEAPONS DISPLAY

Beam Type KD-9	Missile Type _____
Firing Chart W	Firing Chart _____
Maximum Power 5	Power To Arm _____
Damage Modifiers +3(1-7) +2(8-15) +1(16-24)	Damage _____
Beam Type _____	Missile Type _____
Firing Chart _____	Firing Chart _____
Maximum Power _____	Power To Arm _____
Damage Modifiers +3(-) +2(-) +1(-)	Damage _____

	TURN #1	#2	#3	#4	#5	#6	#7	#8	#9	#10	#11	#12
Type KD-9 ■OPER ☐DMGD ☐REPD ☐INOP Firing Arc (F) P S A												
Type KD-9 ■OPER ☐DMGD ☐REPD ☐INOP Firing Arc (F) P S A												
Type KD-9 ■OPER ☐DMGD ☐REPD ☐INOP Firing Arc P (F) S A												
Type KD-9 ■OPER ☐DMGD ☐REPD ☐INOP Firing Arc P (F) S A												
Type KD-9 ■OPER ☐DMGD ☐REPD ☐INOP Firing Arc P F S (A)												
Type KD-9 ■OPER ☐DMGD ☐REPD ☐INOP Firing Arc P F S (A)												
Type ☐OPER ☐DMGD ☐REPD ☐INOP Firing Arc P F S A												
Type ☐OPER ☐DMGD ☐REPD ☐INOP Firing Arc P F S A												
Type ☐OPER ☐DMGD ☐REPD ☐INOP Firing Arc P F S A												
Type ☐OPER ☐DMGD ☐REPD ☐INOP Firing Arc P F S A												
Type ☐OPER ☐DMGD ☐REPD ☐INOP Firing Arc P F S A												
Type ☐OPER ☐DMGD ☐REPD ☐INOP Firing Arc P F S A												
Type ☐OPER ☐DMGD ☐REPD ☐INOP Firing Arc P F S A												
Type ☐OPER ☐DMGD ☐REPD ☐INOP Firing Arc P F S A												
Type ☐OPER ☐DMGD ☐REPD ☐INOP Firing Arc P F S A												
Type ☐OPER ☐DMGD ☐REPD ☐INOP Firing Arc P F S A												
Type ☐OPER ☐DMGD ☐REPD ☐INOP Firing Arc P F S A												
Type ☐OPER ☐DMGD ☐REPD ☐INOP Firing Arc P F S A												
Type ☐OPER ☐DMGD ☐REPD ☐INOP Firing Arc P F S A												
Type ☐OPER ☐DMGD ☐REPD ☐INOP Firing Arc P F S A												
Type ☐OPER ☐DMGD ☐REPD ☐INOP Firing Arc P F S A												

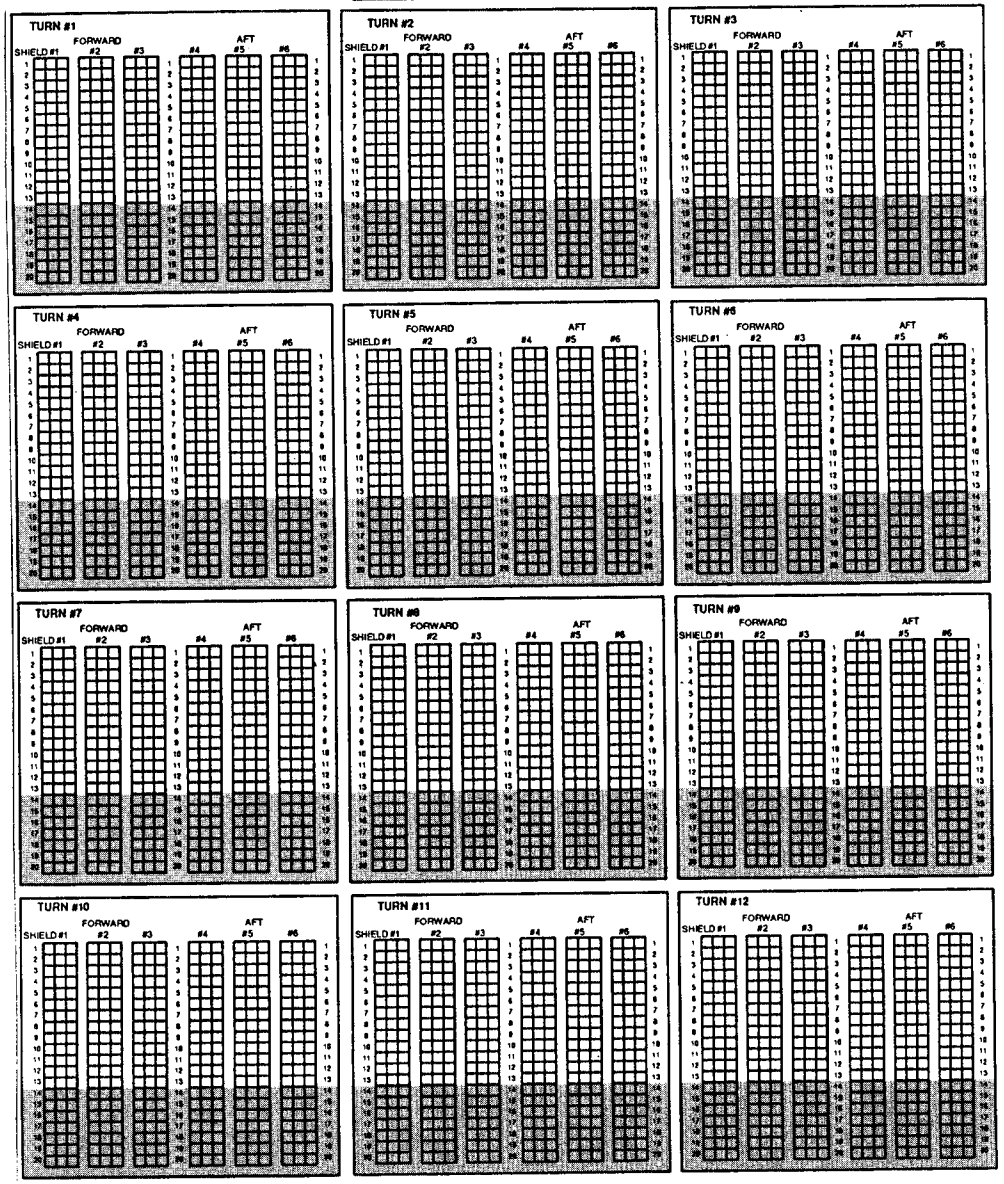
DAMAGE CONTROL DISPLAY

SHIELDS

SHIELD TYPE KSK SHIELD POINT RATIO 1 / 2 MAXIMUM SHIELD POWER 13

SHIELD POINTS AVAILABLE

#1	#2	#3	#4	#5	#6	#7	#8	#9	#10	#11	#12

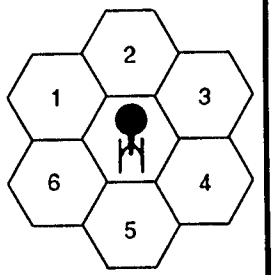


DAMAGE CHART A B (C)

DAMAGE POINT RECORD

TURN #1 _____	TURN #5 _____	TURN # 9 _____
#2 _____	#6 _____	#10 _____
#3 _____	#7 _____	#11 _____
#4 _____	#8 _____	#12 _____

SHIELDS DIAGRAM



SYSTEMS REPAIR STATUS

	1ST HIT	2ND HIT	3RD HIT	4TH HIT	5TH HIT
SENSORS	1-8	1-6	1-4	1-2	OUT
SHIELD #1	1-8	1-6	1-4	1-2	OUT
#2	1-8	1-6	1-4	1-2	OUT
#3	1-8	1-6	1-4	1-2	OUT
#4	1-8	1-6	1-4	1-2	OUT
#5	1-8	1-6	1-4	1-2	OUT
#6	1-8	1-6	1-4	1-2	OUT

ENGINEERING GRIDS

SHIELDS	1-8	1-6	1-4	1-2	OUT
WEAPONS	1-8	1-6	1-4	1-2	OUT
MANEUVER	1-8	1-6	1-4	1-2	OUT

SUPERSTRUCTURE DAMAGE TRACK

1	2	3	4	5	6	7	8	9	10	11	12	13	14	15	16	17	18	19	20
21	22	23	24	25	26	27	28	29	30	31	32	33	34	35	36	37	38	39	40
41	42	43	44	45	46	47	48	49	50	51	52	53	54	55	56	57	58	59	60

CREW 175

CASUALTY MODIFIER TRACK

0–19%	20–39%	40–59%	60–69%	70 % +
0	–1	–2	–5	NO FIRING
	–10%	–20%	–50%	

PERCENT CASUALTIES TRACK

1	2	3	4	5	6	7	8	9	10	11	12	13	14	15	16	17	18	19	20
21	22	23	24	25	26	27	28	29	30	31	32	33	34	35	36	37	38	39	40
41	42	43	44	45	46	47	48	49	50	51	52	53	54	55	56	57	58	59	60
61	62	63	64	65	66	67	68	69	70	71	72	73	74	75	76	77	78	79	80
81	82	83	84	85	86	87	88	89	90	91	92	93	94	95	96	97	98	99	100

FASA CORPORATION

PERMISSION GRANTED TO PHOTOCOPY FOR PERSONAL USE

MASTER CONTROL PANEL

Race KLINGON
Vessel Class L-9B
Vessel Name _____
D 101.8
WDF 59.4

Captain's Name _____
Captain's Skill Rating _____
Crew Efficiency Rating _____

WEAPONS DISPLAY

Beam Type KD-8	Missile Type _____
Firing Chart U	Firing Chart _____
Maximum Power 7	Power To Arm _____
Damage Modifiers +3(1-7) +2(8-15) +1(16-20)	Damage _____
Beam Type KD-13	Missile Type _____
Firing Chart X	Firing Chart _____
Maximum Power 5	Power To Arm _____
Damage Modifiers +3(1-7) +2(8-15) +1(16-22)	Damage _____

ENGINEERING DISPLAY

IMPULSE ENGINE POWER TRACK
Type KIE-1
1 2 3 4 5 6 7 8 9 10 11 12 13 14 15 16 17 18 19 20
21 22 23 24 25 26 27 28 29 30 31 32 33 34 35 36 37 38 39 40

WARP ENGINE PORT POWER TRACK
Type KWE-2
1 2 3 4 5 6 7 8 9 10 11 12 13 14 15 16 17 18 19 20
21 22 23 24 25 26 27 28 29 30 31 32 33 34 35 36 37 38 39 40

WARP ENGINE STARBOARD POWER TRACK
Type KWE-2
1 2 3 4 5 6 7 8 9 10 11 12 13 14 15 16 17 18 19 20
21 22 23 24 25 26 27 28 29 30 31 32 33 34 35 36 37 38 39 40

	TURN #1	#2	#3	#4	#5	#6	#7	#8	#9	#10	#11	#12
Total Power Units Available	42											
Power To Movement (Movement Point Ratio 4/1)												
Power To Shields (Shield Point Ratio 1/3)												
Power To Weapons												
Power to Cloak (Points To Power ___)												

HELM DISPLAY

STRESS CHARTS
ENGINE: J SUPERSTRUCTURE: M WARP SPEED _____

	TURN #1	#2	#3	#4	#5	#6	#7	#8	#9	#10	#11	#12
MOVEMENT POINTS												
SENSORS STATUS	D O L	D O L	D O L	D O L	D O L	D O L	D O L	D O L	D O L	D O L	D O L	D O L
CLOAK STATUS	ON OFF	ON OFF	ON OFF	ON OFF	ON OFF	ON OFF	ON OFF	ON OFF	ON OFF	ON OFF	ON OFF	ON OFF

TURN	#1	#2	#3	#4	#5	#6	#7	#8	#9	#10	#11	#12
Type KD-8 ■OPER ☐DMGD ☐REPD ☐INOP Firing Arc (P) F S A												
Type KD-8 ■OPER ☐DMGD ☐REPD ☐INOP Firing Arc P (F) S A												
Type KD-8 ■OPER ☐DMGD ☐REPD ☐INOP Firing Arc P (F) S A												
Type KD-8 ■OPER ☐DMGD ☐REPD ☐INOP Firing Arc P F (S) A												
Type KD-8 ■OPER ☐DMGD ☐REPD ☐INOP Firing Arc P F S (A)												
Type KD-8 ■OPER ☐DMGD ☐REPD ☐INOP Firing Arc P F S (A)												
Type ☐OPER ☐DMGD ☐REPD ☐INOP Firing Arc P F S A												
Type KD-13 ■OPER ☐DMGD ☐REPD ☐INOP Firing Arc (P) F S A												
Type KD-13 ■OPER ☐DMGD ☐REPD ☐INOP Firing Arc P (F) S A												
Type KD-13 ■OPER ☐DMGD ☐REPD ☐INOP Firing Arc P (F) S A												
Type KD-13 ■OPER ☐DMGD ☐REPD ☐INOP Firing Arc P F (S) A												
Type ☐OPER ☐DMGD ☐REPD ☐INOP Firing Arc P F S A												
Type ☐OPER ☐DMGD ☐REPD ☐INOP Firing Arc P F S A												
Type ☐OPER ☐DMGD ☐REPD ☐INOP Firing Arc P F S A												
Type ☐OPER ☐DMGD ☐REPD ☐INOP Firing Arc P F S A												
Type ☐OPER ☐DMGD ☐REPD ☐INOP Firing Arc P F S A												
Type ☐OPER ☐DMGD ☐REPD ☐INOP Firing Arc P F S A												
Type ☐OPER ☐DMGD ☐REPD ☐INOP Firing Arc P F S A												
Type ☐OPER ☐DMGD ☐REPD ☐INOP Firing Arc P F S A												
Type ☐OPER ☐DMGD ☐REPD ☐INOP Firing Arc P F S A												

DAMAGE CONTROL DISPLAY

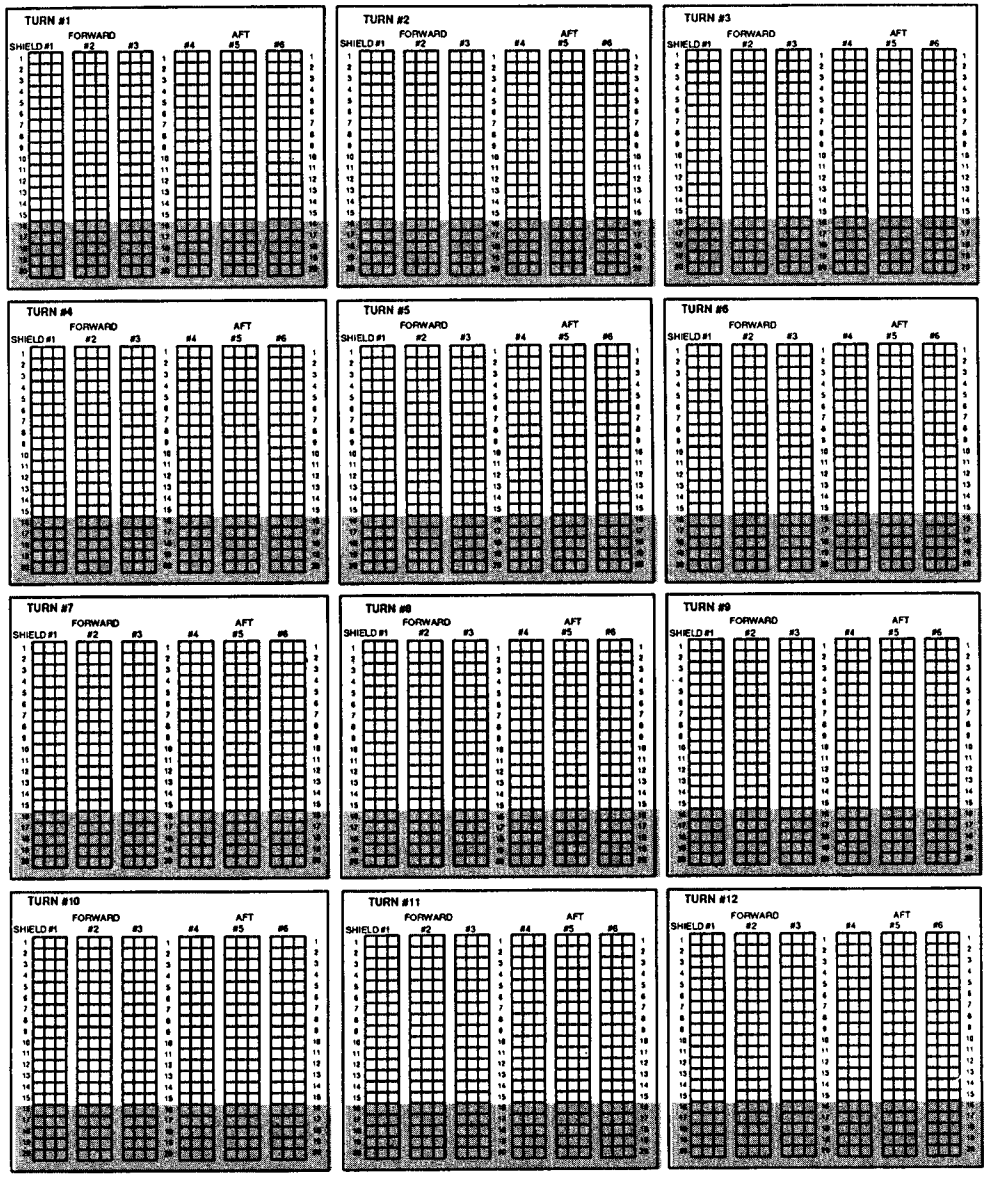
SHIELDS

SHIELD TYPE KSP SHIELD POINT RATIO 1 / 3 MAXIMUM SHIELD POWER 15

SHIELD POINTS AVAILABLE

#1	#2	#3	#4	#5	#6	#7	#8	#9	#10	#11	#12

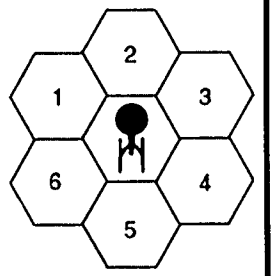
DAMAGE CHART A B ©



DAMAGE POINT RECORD

TURN #1 _____	TURN #5 _____	TURN # 9 _____
#2 _____	#6 _____	#10 _____
#3 _____	#7 _____	#11 _____
#4 _____	#8 _____	#12 _____

SHIELDS DIAGRAM



SYSTEMS REPAIR STATUS

	1ST HIT	2ND HIT	3RD HIT	4TH HIT	5TH HIT
SENSORS	1-8	1-6	1-4	1-2	OUT
SHIELD #1	1-8	1-6	1-4	1-2	OUT
#2	1-8	1-6	1-4	1-2	OUT
#3	1-8	1-6	1-4	1-2	OUT
#4	1-8	1-6	1-4	1-2	OUT
#5	1-8	1-6	1-4	1-2	OUT
#6	1-8	1-6	1-4	1-2	OUT
ENGINEERING GRIDS					
SHIELDS	1-8	1-6	1-4	1-2	OUT
WEAPONS	1-8	1-6	1-4	1-2	OUT
MANEUVER	1-8	1-6	1-4	1-2	OUT

SUPERSTRUCTURE DAMAGE TRACK

1	2	3	4	5	6	7	8	9	10	11	12	13	14	15	16	17	18	19	20
21	22	23	24	25	26	27	28	29	30	31	32	33	34	35	36	37	38	39	40
41	42	43	44	45	46	47	48	49	50	51	52	53	54	55	56	57	58	59	60

CREW 420

CASUALTY MODIFIER TRACK

0-19%	20-39%	40-59%	60-69%	70 % +
0	-1	-2	-5	NO
	-10%	-20%	-50%	FIRING

PERCENT CASUALTIES TRACK

1	2	3	4	5	6	7	8	9	10	11	12	13	14	15	16	17	18	19	20
21	22	23	24	25	26	27	28	29	30	31	32	33	34	35	36	37	38	39	40
41	42	43	44	45	46	47	48	49	50	51	52	53	54	55	56	57	58	59	60
61	62	63	64	65	66	67	68	69	70	71	72	73	74	75	76	77	78	79	80
81	82	83	84	85	86	87	88	89	90	91	92	93	94	95	96	97	98	99	100

FASA CORPORATION

PERMISSION GRANTED TO PHOTOCOPY FOR PERSONAL USE

MASTER CONTROL PANEL

Race KLINGON
Vessel Class L-42B
Vessel Name _____ Captain's Name _____
D 133.2 Captain's Skill Rating _____
WDF 57.9 Crew Efficiency Rating _____

ENGINEERING DISPLAY

IMPULSE ENGINE POWER TRACK
Type KIF-2

1	2	3	4	5	6	7	8	9	10	11	12	13	14	15	16	17	18	19	20
21	22	23	24	25	26	27	28	29	30	31	32	33	34	35	36	37	38	39	40

WARP ENGINE PORT POWER TRACK
Type KWE-3

1	2	3	4	5	6	7	8	9	10	11	12	13	14	15	16	17	18	19	20
21	22	23	24	25	26	27	28	29	30	31	32	33	34	35	36	37	38	39	40

WARP ENGINE STARBOARD POWER TRACK
Type KWE-3

1	2	3	4	5	6	7	8	9	10	11	12	13	14	15	16	17	18	19	20
21	22	23	24	25	26	27	28	29	30	31	32	33	34	35	36	37	38	39	40

	TURN #1	#2	#3	#4	#5	#6	#7	#8	#9	#10	#11	#12
Total Power Units Available	63											
Power To Movement (Movement Point Ratio 4/1)												
Power To Shields (Shield Point Ratio 1/3)												
Power To Weapons												
Power to Cloak (Points To Power ____)												

HELM DISPLAY

STRESS CHARTS
ENGINE: H SUPERSTRUCTURE: J WARP SPEED _____

	TURN #1	#2	#3	#4	#5	#6	#7	#8	#9	#10	#11	#12
MOVEMENT POINTS												
SENSORS STATUS	D O L	D O L	D O L	D O L	D O L	D O L	D O L	D O L	D O L	D O L	D O L	D O L
CLOAK STATUS	ON OFF	ON OFF	ON OFF	ON OFF	ON OFF	ON OFF	ON OFF	ON OFF	ON OFF	ON OFF	ON OFF	ON OFF

WEAPONS DISPLAY

Beam Type KD-13	Missile Type KP-5
Firing Chart X	Firing Chart Q
Maximum Power 5	Power To Arm 1
Damage Modifiers +3(1-7) +2(8-15) +1(16-24	Damage 10
Beam Type _____	Missile Type _____
Firing Chart _____	Firing Chart _____
Maximum Power _____	Power To Arm _____
Damage Modifiers +3(–) +2(–) +1(–)	Damage _____

	TURN #1	#2	#3	#4	#5	#6	#7	#8	#9	#10	#11	#12
Type KD-13 ■OPER ☐DMGD ☐REPD ☐INOP Firing Arc (F) P S A												
Type KD-13 ■OPER ☐DMGD ☐REPD ☐INOP Firing Arc (F) P S A												
Type KD-13 ■OPER ☐DMGD ☐REPD ☐INOP Firing Arc (F) P S A												
Type KD-13 ■OPER ☐DMGD ☐REPD ☐INOP Firing Arc P (F) S A												
Type KD-13 ■OPER ☐DMGD ☐REPD ☐INOP Firing Arc P (F) S A												
Type KD-13 ■OPER ☐DMGD ☐REPD ☐INOP Firing Arc P (F) S A												
Type ☐OPER ☐DMGD ☐REPD ☐INOP Firing Arc P (F) S A												
Type KP-5 ■OPER ☐DMGD ☐REPD ☐INOP Firing Arc P (F) S A												
Type KP-5 ■OPER ☐DMGD ☐REPD ☐INOP Firing Arc P (F) S A												
Type KP-5 ■OPER ☐DMGD ☐REPD ☐INOP Firing Arc P F S (A)												
Type KP-5 ■OPER ☐DMGD ☐REPD ☐INOP Firing Arc P F S (A)												
Type ☐OPER ☐DMGD ☐REPD ☐INOP Firing Arc P F S A												
Type ☐OPER ☐DMGD ☐REPD ☐INOP Firing Arc P F S A												
Type ☐OPER ☐DMGD ☐REPD ☐INOP Firing Arc P F S A												
Type ☐OPER ☐DMGD ☐REPD ☐INOP Firing Arc P F S A												
Type ☐OPER ☐DMGD ☐REPD ☐INOP Firing Arc P F S A												
Type ☐OPER ☐DMGD ☐REPD ☐INOP Firing Arc P F S A												
Type ☐OPER ☐DMGD ☐REPD ☐INOP Firing Arc P F S A												
Type ☐OPER ☐DMGD ☐REPD ☐INOP Firing Arc P F S A												
Type ☐OPER ☐DMGD ☐REPD ☐INOP Firing Arc P F S A												
Type ☐OPER ☐DMGD ☐REPD ☐INOP Firing Arc P F S A												
Type ☐OPER ☐DMGD ☐REPD ☐INOP Firing Arc P F S A												

DAMAGE CONTROL DISPLAY

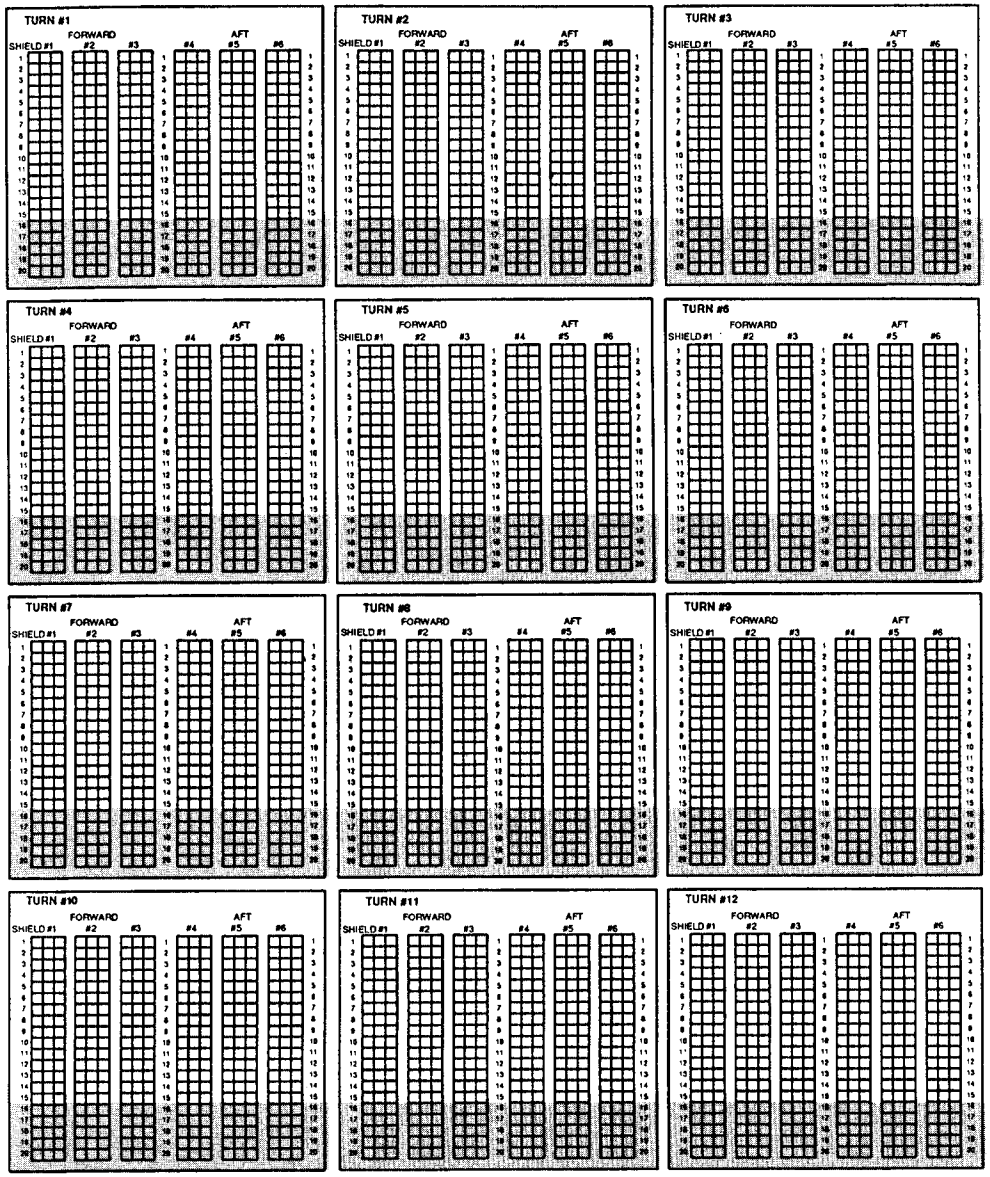
SHIELDS

SHIELD TYPE KSP SHIELD POINT RATIO 1 / 3 MAXIMUM SHIELD POWER 15

SHIELD POINTS AVAILABLE

#1	#2	#3	#4	#5	#6	#7	#8	#9	#10	#11	#12

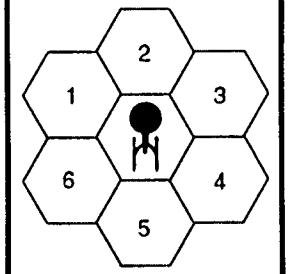
DAMAGE CHART A B (C)



DAMAGE POINT RECORD

TURN #1 _____	TURN #5 _____	TURN # 9 _____
#2 _____	#6 _____	#10 _____
#3 _____	#7 _____	#11 _____
#4 _____	#8 _____	#12 _____

SHIELDS DIAGRAM



SYSTEMS REPAIR STATUS

	1ST HIT	2ND HIT	3RD HIT	4TH HIT	5TH HIT
SENSORS	1-8	1-6	1-4	1-2	OUT
SHIELD #1	1-8	1-6	1-4	1-2	OUT
#2	1-8	1-6	1-4	1-2	OUT
#3	1-8	1-6	1-4	1-2	OUT
#4	1-8	1-6	1-4	1-2	OUT
#5	1-8	1-6	1-4	1-2	OUT
#6	1-8	1-6	1-4	1-2	OUT
ENGINEERING GRIDS					
SHIELDS	1-8	1-6	1-4	1-2	OUT
WEAPONS	1-8	1-6	1-4	1-2	OUT
MANEUVER	1-8	1-6	1-4	1-2	OUT

SUPERSTRUCTURE DAMAGE TRACK

1	2	3	4	5	6	7	8	9	10	11	12	13	14	15	16	17	18	19	20
21	22	23	24	25	26	27	28	29	30	31	32	33	34	35	36	37	38	39	40
41	42	43	44	45	46	47	48	49	50	51	52	53	54	55	56	57	58	59	60

CREW 240

CASUALTY MODIFIER TRACK

0–19%	20–39%	40–59%	60–69%	70% +
0	–1	–2	–5	NO FIRING
	–10%	–20%	–50%	

PERCENT CASUALTIES TRACK

1	2	3	4	5	6	7	8	9	10	11	12	13	14	15	16	17	18	19	20
21	22	23	24	25	26	27	28	29	30	31	32	33	34	35	36	37	38	39	40
41	42	43	44	45	46	47	48	49	50	51	52	53	54	55	56	57	58	59	60
61	62	63	64	65	66	67	68	69	70	71	72	73	74	75	76	77	78	79	80
81	82	83	84	85	86	87	88	89	90	91	92	93	94	95	96	97	98	99	100

FASA CORPORATION

PERMISSION GRANTED TO PHOTOCOPY FOR PERSONAL USE

MASTER CONTROL PANEL

Race KLINGON
Vessel Class Z-4c
Vessel Name
D 178.0
WDF 213.9
Captain's Name
Captain's Skill Rating
Crew Efficiency Rating

Missile Type KP-6
Firing Chart R
Power To Arm 2
Damage 20

WEAPONS DISPLAY

Beam Type KD-8
Firing Chart U
Maximum Power 7
Damage Modifiers +3(1-7) +2(8-15) +1(16-20)

Beam Type KD-12
Firing Chart H
Maximum Power 9
Damage Modifiers +3(1-3) +2(4-8) +1(9-10)

ENGINEERING DISPLAY

IMPULSE GENERATOR POWER TRACK

Type KIPG-3

1	2	3	4	5	6	7	8	9	10	11	12	13	14	15	16	17	18	19	20
21	22	23	24	25	26	27	28	29	30	31	32	33	34	35	36	37	38	39	40

MATTER/ANTI-MATTER POWER GENERATOR TRACK

Type KMAPG-3

1	2	3	4	5	6	7	8	9	10	11	12	13	14	15	16	17	18	19	20
21	22	23	24	25	26	27	28	29	30	31	32	33	34	35	36	37	38	39	40
41	42	43	44	45	46	47	48	49	50	51	52	53	54	55	56	57	58	59	60
61	62	63	64	65	66	67	68	69	70	71	72	73	74	75	76	77	78	79	80
81	82	83	84	85	86	87	88	89	90	91	92	93	94	95	96	97	98	99	100
101	102	103	104	105	106	107	108	109	110	111	112	113	114	115	116	117	118	119	120
121	122	123	124	125	126	127	128	129	130	131	132	133	134	135	136	137	138	139	140
141	142	143	144	145	146	147	148	149	150	151	152	153	154	155	156	157	158	159	160
161	162	163	164	165	166	167	168	169	170										

	TURN #1	#2	#3	#4	#5	#6	#7	#8	#9	#10	#11	#12
Total Power Units Available	198											
Power To Movement Movement Point Ratio 10/1												
Power To Shields Shield Point Ratio 1/2												
Power To Weapons												
Power to Cloak Points To Power ___												

HELM DISPLAY

	TURN #1	#2	#3	#4	#5	#6	#7	#8	#9	#10	#11	#12
MOVEMENT POINTS												
SENSORS STATUS	D O L	D O L	D O L	D O L	D O L	D O L	D O L	D O L	D O L	D O L	D O L	D O L

	TURN #1	#2	#3	#4	#5	#6	#7	#8	#9	#10	#11	#12
Type KD-8 OPER DMGD REPD INOP Firing Arc 1												
Type KD-8 OPER DMGD REPD INOP Firing Arc 1												
Type KD-8 OPER DMGD REPD INOP Firing Arc 1												
Type KD-8 OPER DMGD REPD INOP Firing Arc 1												
Type KD-8 OPER DMGD REPD INOP Firing Arc 1												
Type KD-8 OPER DMGD REPD INOP Firing Arc 1												
Type OPER DMGD REPD INOP Firing Arc												
Type KD-8 OPER DMGD REPD INOP Firing Arc 2												
Type KD-8 OPER DMGD REPD INOP Firing Arc 2												
Type KD-8 OPER DMGD REPD INOP Firing Arc 2												
Type KD-8 OPER DMGD REPD INOP Firing Arc 2												
Type KD-8 OPER DMGD REPD INOP Firing Arc 2												
Type KD-8 OPER DMGD REPD INOP Firing Arc 2												
Type OPER DMGD REPD INOP Firing Arc												
Type KD-8 OPER DMGD REPD INOP Firing Arc 3												
Type KD-8 OPER DMGD REPD INOP Firing Arc 3												
Type KD-8 OPER DMGD REPD INOP Firing Arc 3												
Type KD-8 OPER DMGD REPD INOP Firing Arc 3												
Type KD-8 OPER DMGD REPD INOP Firing Arc 3												
Type KD-8 OPER DMGD REPD INOP Firing Arc 3												
Type OPER DMGD REPD INOP Firing Arc												
Type KD-12 OPER DMGD REPD INOP Firing Arc 1												
Type KD-12 OPER DMGD REPD INOP Firing Arc 1												
Type KD-12 OPER DMGD REPD INOP Firing Arc 1												
Type KD-12 OPER DMGD REPD INOP Firing Arc 2												
Type KD-12 OPER DMGD REPD INOP Firing Arc 2												
Type KD-12 OPER DMGD REPD INOP Firing Arc 2												
Type KD-12 OPER DMGD REPD INOP Firing Arc 3												
Type KD-12 OPER DMGD REPD INOP Firing Arc 3												
Type KD-12 OPER DMGD REPD INOP Firing Arc 3												
Type OPER DMGD REPD INOP Firing Arc												
Type KP-6 OPER DMGD REPD INOP Firing Arc 1												
Type KP-6 OPER DMGD REPD INOP Firing Arc 1												
Type KP-6 OPER DMGD REPD INOP Firing Arc 2												
Type KP-6 OPER DMGD REPD INOP Firing Arc 2												
Type KP-6 OPER DMGD REPD INOP Firing Arc 3												
Type KP-6 OPER DMGD REPD INOP Firing Arc 3												

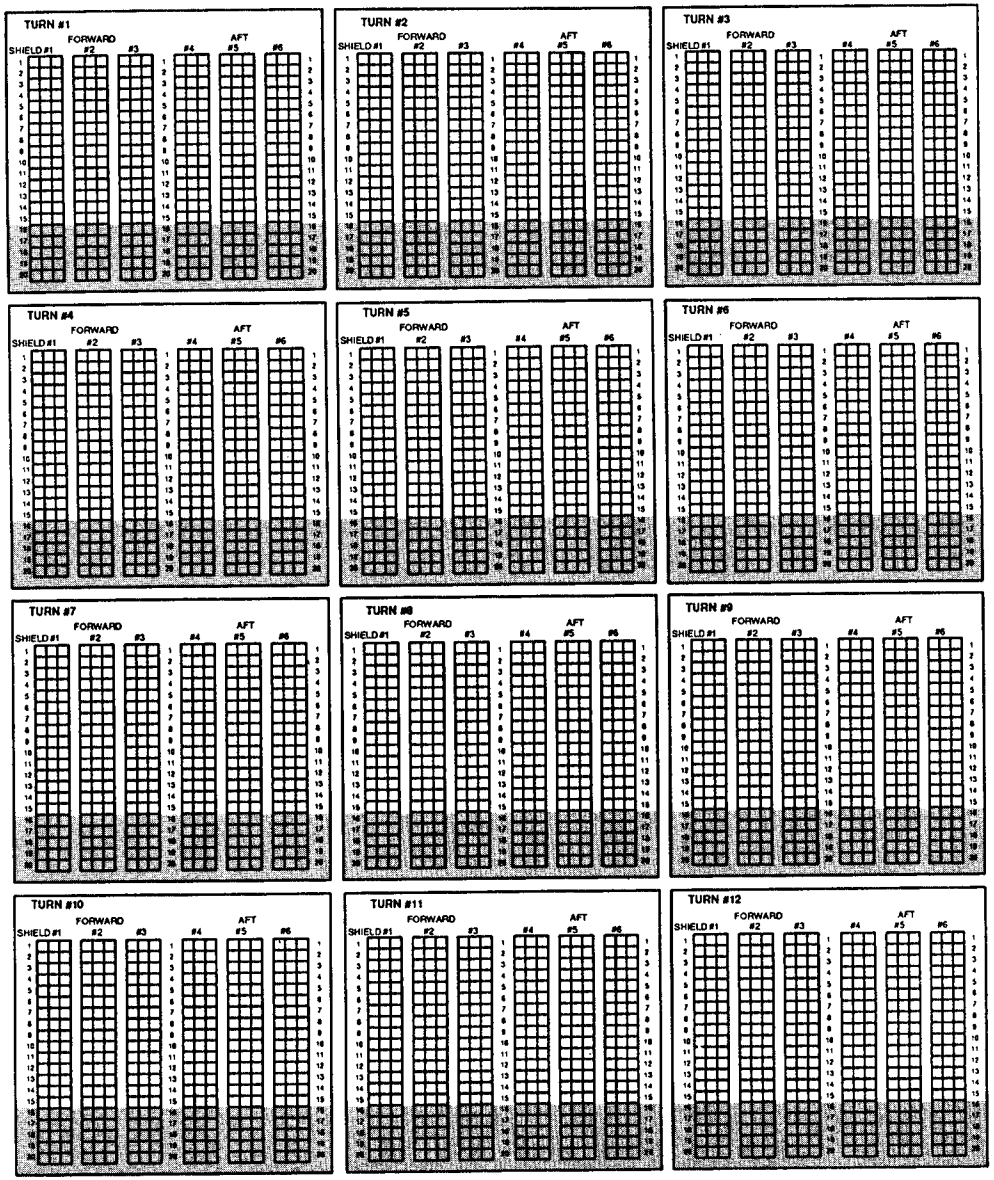
DAMAGE CONTROL DISPLAY

SHIELDS

SHIELD TYPE OKS SHIELD POINT RATIO 1 / 2 MAXIMUM SHIELD POWER 15

SHIELD POINTS AVAILABLE

#1	#2	#3	#4	#5	#6	#7	#8	#9	#10	#11	#12

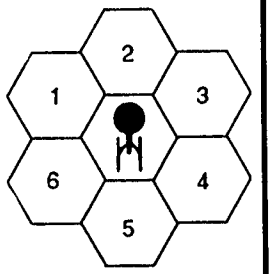


DAMAGE CHART OUTPOST

DAMAGE POINT RECORD

TURN #1 _____	TURN #5 _____	TURN # 9 _____
#2 _____	#6 _____	#10 _____
#3 _____	#7 _____	#11 _____
#4 _____	#8 _____	#12 _____

SHIELDS DIAGRAM



SYSTEMS REPAIR STATUS

	1ST HIT	2ND HIT	3RD HIT	4TH HIT	5TH HIT
SENSORS	1-6	1-6	1-4	1-2	OUT
SHIELD #1	1-6	1-6	1-4	1-2	OUT
#2	1-6	1-6	1-4	1-2	OUT
#3	1-6	1-6	1-4	1-2	OUT
#4	1-6	1-6	1-4	1-2	OUT
#5	1-6	1-6	1-4	1-2	OUT
#6	1-6	1-6	1-4	1-2	OUT
ENGINEERING GRIDS					
SHIELDS	1-6	1-6	1-4	1-2	OUT
WEAPONS	1-6	1-6	1-4	1-2	OUT
MANEUVER	1-6	1-6	1-4	1-2	OUT

SUPERSTRUCTURE DAMAGE TRACK

1	2	3	4	5	6	7	8	9	10	11	12	13	14	15	16	17	18	19	20
21	22	23	24	25	26	27	28	29	30	31	32	33	34	35	36	37	38	39	40
41	42	43	44	45	46	47	48	49	50	51	52	53	54	55	56	57	58	59	60
61	62	63	64	65	66	67	68	69	70										

CREW 455

CASUALTY MODIFIER TRACK

0–19%	20–39%	40–59%	60–69%	70% +
0	–1 –10%	–2 –20%	–5 –50%	NO FIRING

PERCENT CASUALTIES TRACK

1	2	3	4	5	6	7	8	9	10	11	12	13	14	15	16	17	18	19	20
21	22	23	24	25	26	27	28	29	30	31	32	33	34	35	36	37	38	39	40
41	42	43	44	45	46	47	48	49	50	51	52	53	54	55	56	57	58	59	60
61	62	63	64	65	66	67	68	69	70	71	72	73	74	75	76	77	78	79	80
81	82	83	84	85	86	87	88	89	90	91	92	93	94	95	96	97	98	99	100

PERMISSION GRANTED TO PHOTOCOPY FOR PERSONAL USE

FASA CORPORATION

MASTER CONTROL PANEL

Race ROMULAN
Vessel Class NOVA TYPE 2
Vessel Name
D 147.0
WDF 138.8
Captain's Name
Captain's Skill Rating
Crew Efficiency Rating

ENGINEERING DISPLAY

IMPULSE ENGINE POWER TRACK

Type RIF-3

1	2	3	4	5	6	7	8	9	10	11	12	13	14	15	16	17	18	19	20
21	22	23	24	25	26	27	28	29	30	31	32	33	34	35	36	37	38	39	40

WARP ENGINE PORT POWER TRACK

Type RWG-1

1	2	3	4	5	6	7	8	9	10	11	12	13	14	15	16	17	18	19	20
21	22	23	24	25	26	27	28	29	30	31	32	33	34	35	36	37	38	39	40

WARP ENGINE STARBOARD POWER TRACK

Type RWG-1

1	2	3	4	5	6	7	8	9	10	11	12	13	14	15	16	17	18	19	20
21	22	23	24	25	26	27	28	29	30	31	32	33	34	35	36	37	38	39	40

	TURN #1	#2	#3	#4	#5	#6	#7	#8	#9	#10	#11	#12
Total Power Units Available	76											
Power To Movement Movement Point Ratio 5/1												
Power To Shields Shield Point Ratio 1/3												
Power To Weapons												
Power to Cloak Points To Power ___												

HELM DISPLAY

STRESS CHARTS
ENGINE: 6 SUPERSTRUCTURE: 6 WARP SPEED

	TURN #1	#2	#3	#4	#5	#6	#7	#8	#9	#10	#11	#12
MOVEMENT POINTS												
SENSORS STATUS	D O L	D O L	D O L	D O L	D O L	D O L	D O L	D O L	D O L	D O L	D O L	D O L
CLOAK STATUS	ON OFF	ON OFF	ON OFF	ON OFF	ON OFF	ON OFF	ON OFF	ON OFF	ON OFF	ON OFF	ON OFF	ON OFF

WEAPONS DISPLAY

Beam Type RB-11	Missile Type RP-3
Firing Chart V	Firing Chart Q
Maximum Power 9	Power To Arm 1
Damage Modifiers +3(1-10) +2(11-16) +1(17-21)	Damage 10
Beam Type	Missile Type
Firing Chart	Firing Chart
Maximum Power	Power To Arm
Damage Modifiers +3(-) +2(-) +1(-)	Damage

	TURN #1	#2	#3	#4	#5	#6	#7	#8	#9	#10	#11	#12
Type RB-11 ■OPER ☐DMGD ☐REPD ☐INOP Firing Arc P F S A												
Type RB-11 ■OPER ☐DMGD ☐REPD ☐INOP Firing Arc P F S A												
Type RB-11 ■OPER ☐DMGD ☐REPD ☐INOP Firing Arc P F S A												
Type RB-11 ■OPER ☐DMGD ☐REPD ☐INOP Firing Arc P F S A												
Type RB-11 ■OPER ☐DMGD ☐REPD ☐INOP Firing Arc P F S A												
Type RB-11 ■OPER ☐DMGD ☐REPD ☐INOP Firing Arc P F S A												
Type RB-11 ■OPER ☐DMGD ☐REPD ☐INOP Firing Arc P F S A												
Type RB-11 ■OPER ☐DMGD ☐REPD ☐INOP Firing Arc P F S A												
Type RB-11 ■OPER ☐DMGD ☐REPD ☐INOP Firing Arc P F S A												
Type RB-11 ■OPER ☐DMGD ☐REPD ☐INOP Firing Arc P F S A												
Type RB-11 ■OPER ☐DMGD ☐REPD ☐INOP Firing Arc P F S A												
Type RB-11 ■OPER ☐DMGD ☐REPD ☐INOP Firing Arc P F S A												
Type ☐OPER ☐DMGD ☐REPD ☐INOP Firing Arc P F S A												
Type RP-3 ■OPER ☐DMGD ☐REPD ☐INOP Firing Arc P F S A												
Type RP-3 ■OPER ☐DMGD ☐REPD ☐INOP Firing Arc P F S A												
Type RP-3 ■OPER ☐DMGD ☐REPD ☐INOP Firing Arc P F S A												
Type RP-3 ■OPER ☐DMGD ☐REPD ☐INOP Firing Arc P F S A												
Type RP-3 ■OPER ☐DMGD ☐REPD ☐INOP Firing Arc P F S A												
Type RP-3 ■OPER ☐DMGD ☐REPD ☐INOP Firing Arc P F S A												
Type RP-3 ■OPER ☐DMGD ☐REPD ☐INOP Firing Arc P F S A												
Type RP-3 ■OPER ☐DMGD ☐REPD ☐INOP Firing Arc P F S A												
Type ☐OPER ☐DMGD ☐REPD ☐INOP Firing Arc P F S A												

DAMAGE CONTROL DISPLAY

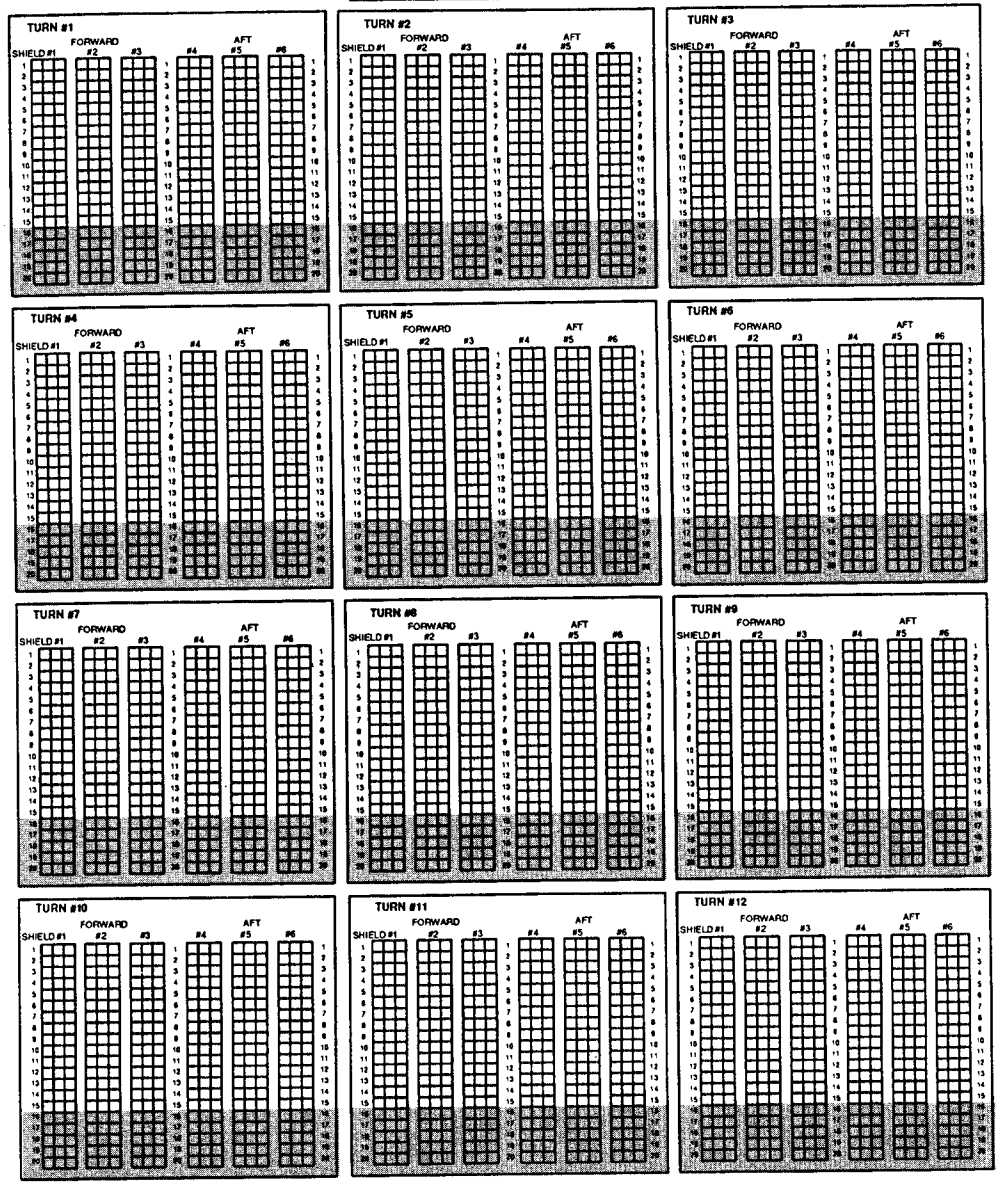
SHIELDS

SHIELD TYPE RSO SHIELD POINT RATIO 1 / 3 MAXIMUM SHIELD POWER 15

SHIELD POINTS AVAILABLE

#1	#2	#3	#4	#5	#6	#7	#8	#9	#10	#11	#12

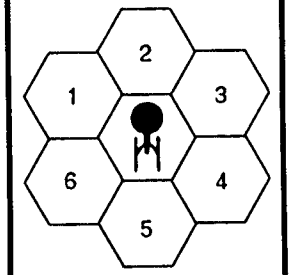
DAMAGE CHART A B (C)



DAMAGE POINT RECORD

TURN #1 _____	TURN #5 _____	TURN # 9 _____
#2 _____	#6 _____	#10 _____
#3 _____	#7 _____	#11 _____
#4 _____	#8 _____	#12 _____

SHIELDS DIAGRAM



SYSTEMS REPAIR STATUS

	1ST HIT	2ND HIT	3RD HIT	4TH HIT	5TH HIT
SENSORS	1-6	1-6	1-4	1-2	OUT
SHIELD #1	1-6	1-6	1-4	1-2	OUT
#2	1-6	1-6	1-4	1-2	OUT
#3	1-6	1-6	1-4	1-2	OUT
#4	1-6	1-6	1-4	1-2	OUT
#5	1-6	1-6	1-4	1-2	OUT
#6	1-6	1-6	1-4	1-2	OUT
ENGINEERING GRIDS					
SHIELDS	1-6	1-6	1-4	1-2	OUT
WEAPONS	1-6	1-6	1-4	1-2	OUT
MANEUVER	1-6	1-6	1-4	1-2	OUT

SUPERSTRUCTURE DAMAGE TRACK

1	2	3	4	5	6	7	8	9	10	11	12	13	14	15	16	17	18	19	20
21	22	23	24	25	26	27	28	29	30	31	32	33	34	35	36	37	38	39	40
41	42	43	44	45	46	47	48	49	50	51	52	53	54	55	56	57	58	59	60

CASUALTY MODIFIER TRACK

CREW 580

0–19%	20–39%	40–59%	60–69%	70% +
0	–1 –10%	–2 –20%	–5 –50%	NO FIRING

PERCENT CASUALTIES TRACK

1	2	3	4	5	6	7	8	9	10	11	12	13	14	15	16	17	18	19	20
21	22	23	24	25	26	27	28	29	30	31	32	33	34	35	36	37	38	39	40
41	42	43	44	45	46	47	48	49	50	51	52	53	54	55	56	57	58	59	60
61	62	63	64	65	66	67	68	69	70	71	72	73	74	75	76	77	78	79	80
81	82	83	84	85	86	87	88	89	90	91	92	93	94	95	96	97	98	99	100

FASA CORPORATION

PERMISSION GRANTED TO PHOTOCOPY FOR PERSONAL USE

MASTER CONTROL PANEL

Race ROMULAN

Vessel Class GRACEFUL FLYER TYPE II

Vessel Name _____ Captain's Name _____

D 75.4 Captain's Skill Rating _____

WDF 26.0 Crew Efficiency Rating _____

ENGINEERING DISPLAY

IMPULSE ENGINE POWER TRACK

Type RID-3

1	2	3	4	5	6	7	8	9	10	11	12	13	14	15	16	17	18	19	20
21	22	23	24	25	26	27	28	29	30	31	32	33	34	35	36	37	38	39	40

WARP ENGINE PORT POWER TRACK

Type RWD-2

1	2	3	4	5	6	7	8	9	10	11	12	13	14	15	16	17	18	19	20
21	22	23	24	25	26	27	28	29	30	31	32	33	34	35	36	37	38	39	40

WARP ENGINE STARBOARD POWER TRACK

Type _____

1	2	3	4	5	6	7	8	9	10	11	12	13	14	15	16	17	18	19	20
21	22	23	24	25	26	27	28	29	30	31	32	33	34	35	36	37	38	39	40

	TURN #1	#2	#3	#4	#5	#6	#7	#8	#9	#10	#11	#12
Total Power Units Available	30											
Power To Movement (Movement Point Ratio 2/1)												
Power To Shields (Shield Point Ratio 1/2)												
Power To Weapons												
Power to Cloak (Points To Power ___)												

HELM DISPLAY

STRESS CHARTS

ENGINE: O SUPERSTRUCTURE: Q WARP SPEED _____

	TURN #1	#2	#3	#4	#5	#6	#7	#8	#9	#10	#11	#12
MOVEMENT POINTS												
SENSORS STATUS	D O L	D O L	D O L	D O L	D O L	D O L	D O L	D O L	D O L	D O L	D O L	D O L
CLOAK STATUS	ON OFF	ON OFF	ON OFF	ON OFF	ON OFF	ON OFF	ON OFF	ON OFF	ON OFF	ON OFF	ON OFF	ON OFF

WEAPONS DISPLAY

Beam Type RB-9	Missile Type _____
Firing Chart W	Firing Chart _____
Maximum Power 6	Power To Arm _____
Damage Modifiers +3(1–8) +2(9–16) +1(17–20)	Damage _____
Beam Type _____	Missile Type _____
Firing Chart _____	Firing Chart _____
Maximum Power _____	Power To Arm _____
Damage Modifiers +3(–) +2(–) +1(–)	Damage _____

	TURN #1	#2	#3	#4	#5	#6	#7	#8	#9	#10	#11	#12
Type RB-9 ■OPER ☐DMGD ☐REPD ☐INOP Firing Arc P F A S												
Type RB-9 ■OPER ☐DMGD ☐REPD ☐INOP Firing Arc P F A S												
Type RB-9 ■OPER ☐DMGD ☐REPD ☐INOP Firing Arc P F A S												
Type RB-9 ■OPER ☐DMGD ☐REPD ☐INOP Firing Arc P F A S												
Type _____ ☐OPER ☐DMGD ☐REPD ☐INOP Firing Arc P F A S												
Type _____ ☐OPER ☐DMGD ☐REPD ☐INOP Firing Arc P F A S												
Type _____ ☐OPER ☐DMGD ☐REPD ☐INOP Firing Arc P F A S												
Type _____ ☐OPER ☐DMGD ☐REPD ☐INOP Firing Arc P F A S												
Type _____ ☐OPER ☐DMGD ☐REPD ☐INOP Firing Arc P F A S												
Type _____ ☐OPER ☐DMGD ☐REPD ☐INOP Firing Arc P F A S												
Type _____ ☐OPER ☐DMGD ☐REPD ☐INOP Firing Arc P F A S												
Type _____ ☐OPER ☐DMGD ☐REPD ☐INOP Firing Arc P F A S												
Type _____ ☐OPER ☐DMGD ☐REPD ☐INOP Firing Arc P F A S												
Type _____ ☐OPER ☐DMGD ☐REPD ☐INOP Firing Arc P F A S												
Type _____ ☐OPER ☐DMGD ☐REPD ☐INOP Firing Arc P F A S												
Type _____ ☐OPER ☐DMGD ☐REPD ☐INOP Firing Arc P F A S												
Type _____ ☐OPER ☐DMGD ☐REPD ☐INOP Firing Arc P F A S												
Type _____ ☐OPER ☐DMGD ☐REPD ☐INOP Firing Arc P F A S												
Type _____ ☐OPER ☐DMGD ☐REPD ☐INOP Firing Arc P F A S												
Type _____ ☐OPER ☐DMGD ☐REPD ☐INOP Firing Arc P F A S												

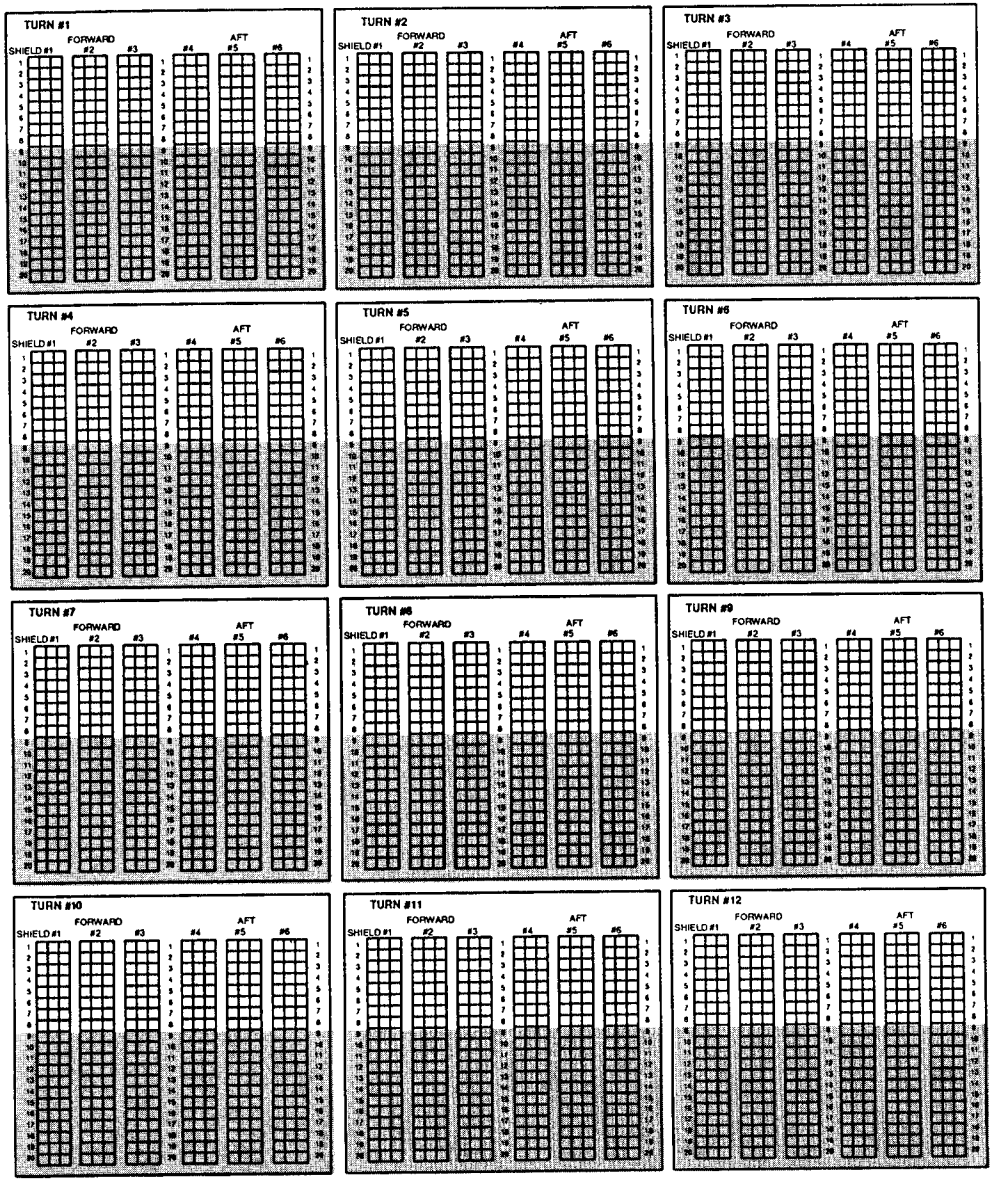
DAMAGE CONTROL DISPLAY

SHIELDS

SHIELD TYPE RSE SHIELD POINT RATIO 1 / 2 MAXIMUM SHIELD POWER 8

SHIELD POINTS AVAILABLE

#1	#2	#3	#4	#5	#6	#7	#8	#9	#10	#11	#12

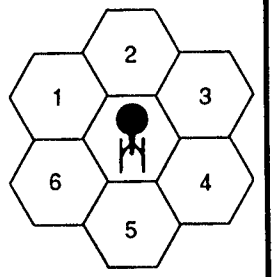


DAMAGE CHART (A) B C

DAMAGE POINT RECORD

TURN #1 _____	TURN #5 _____	TURN # 9 _____
#2 _____	#6 _____	#10 _____
#3 _____	#7 _____	#11 _____
#4 _____	#8 _____	#12 _____

SHIELDS DIAGRAM



SYSTEMS REPAIR STATUS

	1ST HIT	2ND HIT	3RD HIT	4TH HIT	5TH HIT
SENSORS	1-6	1-6	1-4	1-2	OUT
SHIELD #1	1-6	1-6	1-4	1-2	OUT
#2	1-6	1-6	1-4	1-2	OUT
#3	1-6	1-6	1-4	1-2	OUT
#4	1-6	1-6	1-4	1-2	OUT
#5	1-6	1-6	1-4	1-2	OUT
#6	1-6	1-6	1-4	1-2	OUT
ENGINEERING GRIDS					
SHIELDS	1-6	1-6	1-4	1-2	OUT
WEAPONS	1-6	1-6	1-4	1-2	OUT
MANEUVER	1-6	1-6	1-4	1-2	OUT

SUPERSTRUCTURE DAMAGE TRACK

1	2	3	4	5	6	7	8	9	10	11	12	13	14	15	16	17	18	19	20
21	22	23	24	25	26	27	28	29	30	31	32	33	34	35	36	37	38	39	40
41	42	43	44	45	46	47	48	49	50	51	52	53	54	55	56	57	58	59	60

CREW 126

CASUALTY MODIFIER TRACK

0–19%	20–39%	40–59%	60–69%	70% +
0	–1 –10%	–2 –20%	–5 –50%	NO FIRING

PERCENT CASUALTIES TRACK

1	2	3	4	5	6	7	8	9	10	11	12	13	14	15	16	17	18	19	20
21	22	23	24	25	26	27	28	29	30	31	32	33	34	35	36	37	38	39	40
41	42	43	44	45	46	47	48	49	50	51	52	53	54	55	56	57	58	59	60
61	62	63	64	65	66	67	68	69	70	71	72	73	74	75	76	77	78	79	80
81	82	83	84	85	86	87	88	89	90	91	92	93	94	95	96	97	98	99	100

FASA CORPORATION

PERMISSION GRANTED TO PHOTOCOPY FOR PERSONAL USE

MASTER CONTROL PANEL

Race ROMULAN

Vessel Class GALLANT WING TYPE 5

Vessel Name _____ Captain's Name _____

D 96.0 Captain's Skill Rating _____

WDF 75.4 Crew Efficiency Rating _____

ENGINEERING DISPLAY

IMPULSE ENGINE POWER TRACK

Type RID-1

1	2	3	4	5	6	7	8	9	10	11	12	13	14	15	16	17	18	19	20
21	22	23	24	25	26	27	28	29	30	31	32	33	34	35	36	37	38	39	40

WARP ENGINE PORT POWER TRACK

Type RWF-1

1	2	3	4	5	6	7	8	9	10	11	12	13	14	15	16	17	18	19	20
21	22	23	24	25	26	27	28	29	30	31	32	33	34	35	36	37	38	39	40

WARP ENGINE STARBOARD POWER TRACK

Type RWF-1

1	2	3	4	5	6	7	8	9	10	11	12	13	14	15	16	17	18	19	20
21	22	23	24	25	26	27	28	29	30	31	32	33	34	35	36	37	38	39	40

	TURN #1	#2	#3	#4	#5	#6	#7	#8	#9	#10	#11	#12
Total Power Units Available	40											
Power To Movement (Movement Point Ratio 4/1)												
Power To Shields (Shield Point Ratio 1/3)												
Power To Weapons												
Power to Cloak (Points To Power 22)												

HELM DISPLAY

STRESS CHARTS

ENGINE: G SUPERSTRUCTURE: L WARP SPEED _____

	TURN #1	#2	#3	#4	#5	#6	#7	#8	#9	#10	#11	#12
MOVEMENT POINTS												
SENSORS STATUS	D O L	D O L	D O L	D O L	D O L	D O L	D O L	D O L	D O L	D O L	D O L	D O L
CLOAK STATUS	ON OFF	ON OFF	ON OFF	ON OFF	ON OFF	ON OFF	ON OFF	ON OFF	ON OFF	ON OFF	ON OFF	ON OFF

WEAPONS DISPLAY

Beam Type RB-9	Missile Type RPL-2
Firing Chart W	Firing Chart M
Maximum Power 6	Power To Arm 15
Damage Modifiers +3(1-8) +2(9-16) +1(17-20)	Damage SEE CHART RL-2
Beam Type _____	Missile Type _____
Firing Chart _____	Firing Chart _____
Maximum Power _____	Power To Arm _____
Damage Modifiers +3(-) +2(-) +1(-)	Damage _____

	TURN #1	#2	#3	#4	#5	#6	#7	#8	#9	#10	#11	#12
Type RB-9 ■OPER ☐DMGD ☐REPD ☐INOP Firing Arc P F S A												
Type RB-9 ■OPER ☐DMGD ☐REPD ☐INOP Firing Arc P F S A												
Type RB-9 ■OPER ☐DMGD ☐REPD ☐INOP Firing Arc P F S A												
Type RB-9 ■OPER ☐DMGD ☐REPD ☐INOP Firing Arc P F S A												
Type RB-9 ■OPER ☐DMGD ☐REPD ☐INOP Firing Arc P F S A												
Type RB-9 ■OPER ☐DMGD ☐REPD ☐INOP Firing Arc P F S A												
Type _____ ☐OPER ☐DMGD ☐REPD ☐INOP Firing Arc P F S A												
Type RPL-2 ■OPER ☐DMGD ☐REPD ☐INOP Firing Arc P F S A												
Type _____ ☐OPER ☐DMGD ☐REPD ☐INOP Firing Arc P F S A												
Type _____ ☐OPER ☐DMGD ☐REPD ☐INOP Firing Arc P F S A												
Type _____ ☐OPER ☐DMGD ☐REPD ☐INOP Firing Arc P F S A												
Type _____ ☐OPER ☐DMGD ☐REPD ☐INOP Firing Arc P F S A												
Type _____ ☐OPER ☐DMGD ☐REPD ☐INOP Firing Arc P F S A												
Type _____ ☐OPER ☐DMGD ☐REPD ☐INOP Firing Arc P F S A												
Type _____ ☐OPER ☐DMGD ☐REPD ☐INOP Firing Arc P F S A												
Type _____ ☐OPER ☐DMGD ☐REPD ☐INOP Firing Arc P F S A												
Type _____ ☐OPER ☐DMGD ☐REPD ☐INOP Firing Arc P F S A												
Type _____ ☐OPER ☐DMGD ☐REPD ☐INOP Firing Arc P F S A												
Type _____ ☐OPER ☐DMGD ☐REPD ☐INOP Firing Arc P F S A												
Type _____ ☐OPER ☐DMGD ☐REPD ☐INOP Firing Arc P F S A												
Type _____ ☐OPER ☐DMGD ☐REPD ☐INOP Firing Arc P F S A												
Type _____ ☐OPER ☐DMGD ☐REPD ☐INOP Firing Arc P F S A												

DAMAGE CONTROL DISPLAY

SHIELDS

SHIELD TYPE RSO SHIELD POINT RATIO 1 / 3 MAXIMUM SHIELD POWER 15

SHIELD POINTS AVAILABLE

#1	#2	#3	#4	#5	#6	#7	#8	#9	#10	#11	#12

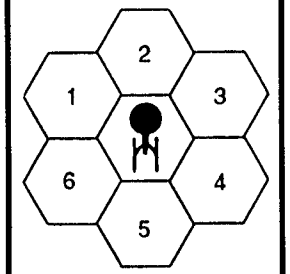
DAMAGE CHART A (B) C



DAMAGE POINT RECORD

TURN #1 _____	TURN #5 _____	TURN # 9 _____
#2 _____	#6 _____	#10 _____
#3 _____	#7 _____	#11 _____
#4 _____	#8 _____	#12 _____

SHIELDS DIAGRAM



SYSTEMS REPAIR STATUS

	1ST HIT	2ND HIT	3RD HIT	4TH HIT	5TH HIT
SENSORS	1-6	1-5	1-4	1-2	OUT
SHIELD #1	1-6	1-6	1-4	1-2	OUT
#2	1-6	1-6	1-4	1-2	OUT
#3	1-6	1-6	1-4	1-2	OUT
#4	1-6	1-6	1-4	1-2	OUT
#5	1-6	1-6	1-4	1-2	OUT
#6	1-6	1-6	1-4	1-2	OUT
ENGINEERING GRIDS					
SHIELDS	1-6	1-6	1-4	1-2	OUT
WEAPONS	1-6	1-6	1-4	1-2	OUT
MANEUVER	1-6	1-6	1-4	1-2	OUT

SUPERSTRUCTURE DAMAGE TRACK

1	2	3	4	5	6	7	8	9	10	11	12	13	14	15	16	17	18	19	20
21	22	23	24	25	26	27	28	29	30	31	32	33	34	35	36	37	38	39	40
41	42	43	44	45	46	47	48	49	50	51	52	53	54	55	56	57	58	59	60

CASUALTY MODIFIER TRACK

CREW 300

0–19%	20–39%	40–59%	60–69%	70 % +
0	–1 –10%	–2 –20%	–5 –50%	NO FIRING

PERCENT CASUALTIES TRACK

1	2	3	4	5	6	7	8	9	10	11	12	13	14	15	16	17	18	19	20
21	22	23	24	25	26	27	28	29	30	31	32	33	34	35	36	37	38	39	40
41	42	43	44	45	46	47	48	49	50	51	52	53	54	55	56	57	58	59	60
61	62	63	64	65	66	67	68	69	70	71	72	73	74	75	76	77	78	79	80
81	82	83	84	85	86	87	88	89	90	91	92	93	94	95	96	97	98	99	100

FASA CORPORATION

PERMISSION GRANTED TO PHOTOCOPY FOR PERSONAL USE

MASTER CONTROL PANEL

Race ROMULAN

Vessel Class WHITEWIND TYPE 3

Vessel Name _____ Captain's Name _____

D 88.5 Captain's Skill Rating _____

WDF 49.8 Crew Efficiency Rating _____

ENGINEERING DISPLAY

IMPULSE ENGINE POWER TRACK

Type RID-2

1	2	3	4	5	6	7	8	9	10	11	12	13	14	15	16	17	18	19	20
21	22	23	24	25	26	27	28	29	30	31	32	33	34	35	36	37	38	39	40

WARP ENGINE PORT POWER TRACK

Type RWF-1

1	2	3	4	5	6	7	8	9	10	11	12	13	14	15	16	17	18	19	20
21	22	23	24	25	26	27	28	29	30	31	32	33	34	35	36	37	38	39	40

WARP ENGINE STARBOARD POWER TRACK

Type RWF-1

1	2	3	4	5	6	7	8	9	10	11	12	13	14	15	16	17	18	19	20
21	22	23	24	25	26	27	28	29	30	31	32	33	34	35	36	37	38	39	40

	TURN #1	#2	#3	#4	#5	#6	#7	#8	#9	#10	#11	#12
Total Power Units Available	44											
Power To Movement (Movement Point Ratio 4/1)												
Power To Shields (Shield Point Ratio 1/3)												
Power To Weapons												
Power to Cloak (Points To Power 22)												

HELM DISPLAY

STRESS CHARTS

ENGINE: G SUPERSTRUCTURE: L WARP SPEED _____

	TURN #1	#2	#3	#4	#5	#6	#7	#8	#9	#10	#11	#12
MOVEMENT POINTS												
SENSORS STATUS	D O L	D O L	D O L	D O L	D O L	D O L	D O L	D O L	D O L	D O L	D O L	D O L
CLOAK STATUS	ON OFF	ON OFF	ON OFF	ON OFF	ON OFF	ON OFF	ON OFF	ON OFF	ON OFF	ON OFF	ON OFF	ON OFF

WEAPONS DISPLAY

Beam Type RB-5	Missile Type RP-2
Firing Chart V	Firing Chart H
Maximum Power 5	Power To Arm 1
Damage Modifiers +3(1-10) +2(11-16) +1(17-20)	Damage 8
Beam Type RB-9	Missile Type _____
Firing Chart W	Firing Chart _____
Maximum Power 6	Power To Arm _____
Damage Modifiers +3(1-8) +2(9-16) +1(17-24)	Damage _____

	TURN #1	#2	#3	#4	#5	#6	#7	#8	#9	#10	#11	#12
Type RB-5 ■OPER ☐DMGD ☐REPD ☐INOP Firing Arc (P) F A S												
Type RB-5 ■OPER ☐DMGD ☐REPD ☐INOP Firing Arc (P) F A S												
Type RB-9 ■OPER ☐DMGD ☐REPD ☐INOP Firing Arc P (F) A S												
Type RB-9 ■OPER ☐DMGD ☐REPD ☐INOP Firing Arc P (F) A S												
Type RB-5 ■OPER ☐DMGD ☐REPD ☐INOP Firing Arc P F (S) A												
Type RB-5 ■OPER ☐DMGD ☐REPD ☐INOP Firing Arc P F (S) A												
Type ☐OPER ☐DMGD ☐REPD ☐INOP Firing Arc P F S A												
Type RP-2 ■OPER ☐DMGD ☐REPD ☐INOP Firing Arc P (F) A S												
Type RP-2 ■OPER ☐DMGD ☐REPD ☐INOP Firing Arc P (F) A S												
Type RP-2 ■OPER ☐DMGD ☐REPD ☐INOP Firing Arc P F (S) A												
Type ☐OPER ☐DMGD ☐REPD ☐INOP Firing Arc P F S A												
Type ☐OPER ☐DMGD ☐REPD ☐INOP Firing Arc P F S A												
Type ☐OPER ☐DMGD ☐REPD ☐INOP Firing Arc P F S A												
Type ☐OPER ☐DMGD ☐REPD ☐INOP Firing Arc P F S A												
Type ☐OPER ☐DMGD ☐REPD ☐INOP Firing Arc P F S A												
Type ☐OPER ☐DMGD ☐REPD ☐INOP Firing Arc P F S A												
Type ☐OPER ☐DMGD ☐REPD ☐INOP Firing Arc P F S A												
Type ☐OPER ☐DMGD ☐REPD ☐INOP Firing Arc P F S A												
Type ☐OPER ☐DMGD ☐REPD ☐INOP Firing Arc P F S A												
Type ☐OPER ☐DMGD ☐REPD ☐INOP Firing Arc P F S A												
Type ☐OPER ☐DMGD ☐REPD ☐INOP Firing Arc P F S A												

DAMAGE CONTROL DISPLAY

SHIELDS

SHIELD TYPE RSL SHIELD POINT RATIO 1 / 3 MAXIMUM SHIELD POWER 14

SHIELD POINTS AVAILABLE

#1	#2	#3	#4	#5	#6	#7	#8	#9	#10	#11	#12

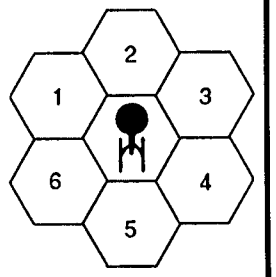
DAMAGE CHART A (B) C



DAMAGE POINT RECORD

TURN #1 _____	TURN #5 _____	TURN # 9 _____
#2 _____	#6 _____	#10 _____
#3 _____	#7 _____	#11 _____
#4 _____	#8 _____	#12 _____

SHIELDS DIAGRAM



SYSTEMS REPAIR STATUS

	1ST HIT	2ND HIT	3RD HIT	4TH HIT	5TH HIT
SENSORS	1-6	1-6	1-4	1-2	OUT
SHIELD #1	1-6	1-6	1-4	1-2	OUT
#2	1-6	1-6	1-4	1-2	OUT
#3	1-6	1-6	1-4	1-2	OUT
#4	1-6	1-6	1-4	1-2	OUT
#5	1-6	1-6	1-4	1-2	OUT
#6	1-6	1-6	1-4	1-2	OUT
ENGINEERING GRIDS					
SHIELDS	1-6	1-6	1-4	1-2	OUT
WEAPONS	1-6	1-6	1-4	1-2	OUT
MANEUVER	1-6	1-6	1-4	1-2	OUT

SUPERSTRUCTURE DAMAGE TRACK

1	2	3	4	5	6	7	8	9	10	11	12	13	14	15	16	17	18	19	20
21	22	23	24	25	26	27	28	29	30	31	32	33	34	35	36	37	38	39	40
41	42	43	44	45	46	47	48	49	50	51	52	53	54	55	56	57	58	59	60

CASUALTY MODIFIER TRACK

CREW 322

0–19%	20–39%	40–59%	60–69%	70% +
0	–1 –10%	–2 –20%	–5 –50%	NO FIRING

PERCENT CASUALTIES TRACK

1	2	3	4	5	6	7	8	9	10	11	12	13	14	15	16	17	18	19	20
21	22	23	24	25	26	27	28	29	30	31	32	33	34	35	36	37	38	39	40
41	42	43	44	45	46	47	48	49	50	51	52	53	54	55	56	57	58	59	60
61	62	63	64	65	66	67	68	69	70	71	72	73	74	75	76	77	78	79	80
81	82	83	84	85	86	87	88	89	90	91	92	93	94	95	96	97	98	99	100

PERMISSION GRANTED TO PHOTOCOPY FOR PERSONAL USE

FASA CORPORATION

MASTER CONTROL PANEL

Race ROMULAN

Vessel Class BIRD OF PREY TYPE 4

Vessel Name _____ Captain's Name _____

D 63.5 Captain's Skill Rating _____

WDF 32.0 Crew Efficiency Rating _____

ENGINEERING DISPLAY

IMPULSE ENGINE POWER TRACK

Type RIC-2

1	2	3	4	5	6	7	8	9	10	11	12	13	14	15	16	17	18	19	20
21	22	23	24	25	26	27	28	29	30	31	32	33	34	35	36	37	38	39	40

WARP ENGINE PORT POWER TRACK

Type RWC-1

1	2	3	4	5	6	7	8	9	10	11	12	13	14	15	16	17	18	19	20
21	22	23	24	25	26	27	28	29	30	31	32	33	34	35	36	37	38	39	40

WARP ENGINE STARBOARD POWER TRACK

Type RWC-1

1	2	3	4	5	6	7	8	9	10	11	12	13	14	15	16	17	18	19	20
21	22	23	24	25	26	27	28	29	30	31	32	33	34	35	36	37	38	39	40

	TURN #1	#2	#3	#4	#5	#6	#7	#8	#9	#10	#11	#12
Total Power Units Available	28											
Power To Movement (Movement Point Ratio 3/1)												
Power To Shields (Shield Point Ratio 1/2)												
Power To Weapons												
Power to Cloak (Points To Power 15)												

HELM DISPLAY

STRESS CHARTS

ENGINE: M SUPERSTRUCTURE: P WARP SPEED _____

	TURN #1	#2	#3	#4	#5	#6	#7	#8	#9	#10	#11	#12
MOVEMENT POINTS												
SENSORS STATUS	D O L	D O L	D O L	D O L	D O L	D O L	D O L	D O L	D O L	D O L	D O L	D O L
CLOAK STATUS	ON OFF	ON OFF	ON OFF	ON OFF	ON OFF	ON OFF	ON OFF	ON OFF	ON OFF	ON OFF	ON OFF	ON OFF

WEAPONS DISPLAY

Beam Type RB-6	Missile Type RPL-2
Firing Chart T	Firing Chart M
Maximum Power 6	Power To Arm 15
Damage Modifiers +3(–) +2(1–18) +1(–)	Damage SEE CHART RPL-2
Beam Type _____	Missile Type _____
Firing Chart _____	Firing Chart _____
Maximum Power _____	Power To Arm _____
Damage Modifiers +3(–) +2(–) +1(–)	Damage _____

	TURN #1	#2	#3	#4	#5	#6	#7	#8	#9	#10	#11	#12
Type RB-6 ■OPER ☐DMGD ☐REPD ☐INOP Firing Arc (P) F S A												
Type RB-6 ■OPER ☐DMGD ☐REPD ☐INOP Firing Arc (P) F S A												
Type _____ ☐OPER ☐DMGD ☐REPD ☐INOP Firing Arc (P) F S A												
Type RPL-2 ■OPER ☐DMGD ☐REPD ☐INOP Firing Arc P (F) S A												
Type _____ ☐OPER ☐DMGD ☐REPD ☐INOP Firing Arc P F S A												
Type _____ ☐OPER ☐DMGD ☐REPD ☐INOP Firing Arc P F S A												
Type _____ ☐OPER ☐DMGD ☐REPD ☐INOP Firing Arc P F S A												
Type _____ ☐OPER ☐DMGD ☐REPD ☐INOP Firing Arc P F S A												
Type _____ ☐OPER ☐DMGD ☐REPD ☐INOP Firing Arc P F S A												
Type _____ ☐OPER ☐DMGD ☐REPD ☐INOP Firing Arc P F S A												
Type _____ ☐OPER ☐DMGD ☐REPD ☐INOP Firing Arc P F S A												
Type _____ ☐OPER ☐DMGD ☐REPD ☐INOP Firing Arc P F S A												
Type _____ ☐OPER ☐DMGD ☐REPD ☐INOP Firing Arc P F S A												
Type _____ ☐OPER ☐DMGD ☐REPD ☐INOP Firing Arc P F S A												
Type _____ ☐OPER ☐DMGD ☐REPD ☐INOP Firing Arc P F S A												
Type _____ ☐OPER ☐DMGD ☐REPD ☐INOP Firing Arc P F S A												
Type _____ ☐OPER ☐DMGD ☐REPD ☐INOP Firing Arc P F S A												
Type _____ ☐OPER ☐DMGD ☐REPD ☐INOP Firing Arc P F S A												
Type _____ ☐OPER ☐DMGD ☐REPD ☐INOP Firing Arc P F S A												
Type _____ ☐OPER ☐DMGD ☐REPD ☐INOP Firing Arc P F S A												
Type _____ ☐OPER ☐DMGD ☐REPD ☐INOP Firing Arc P F S A												
Type _____ ☐OPER ☐DMGD ☐REPD ☐INOP Firing Arc P F S A												
Type _____ ☐OPER ☐DMGD ☐REPD ☐INOP Firing Arc P F S A												

DAMAGE CONTROL DISPLAY

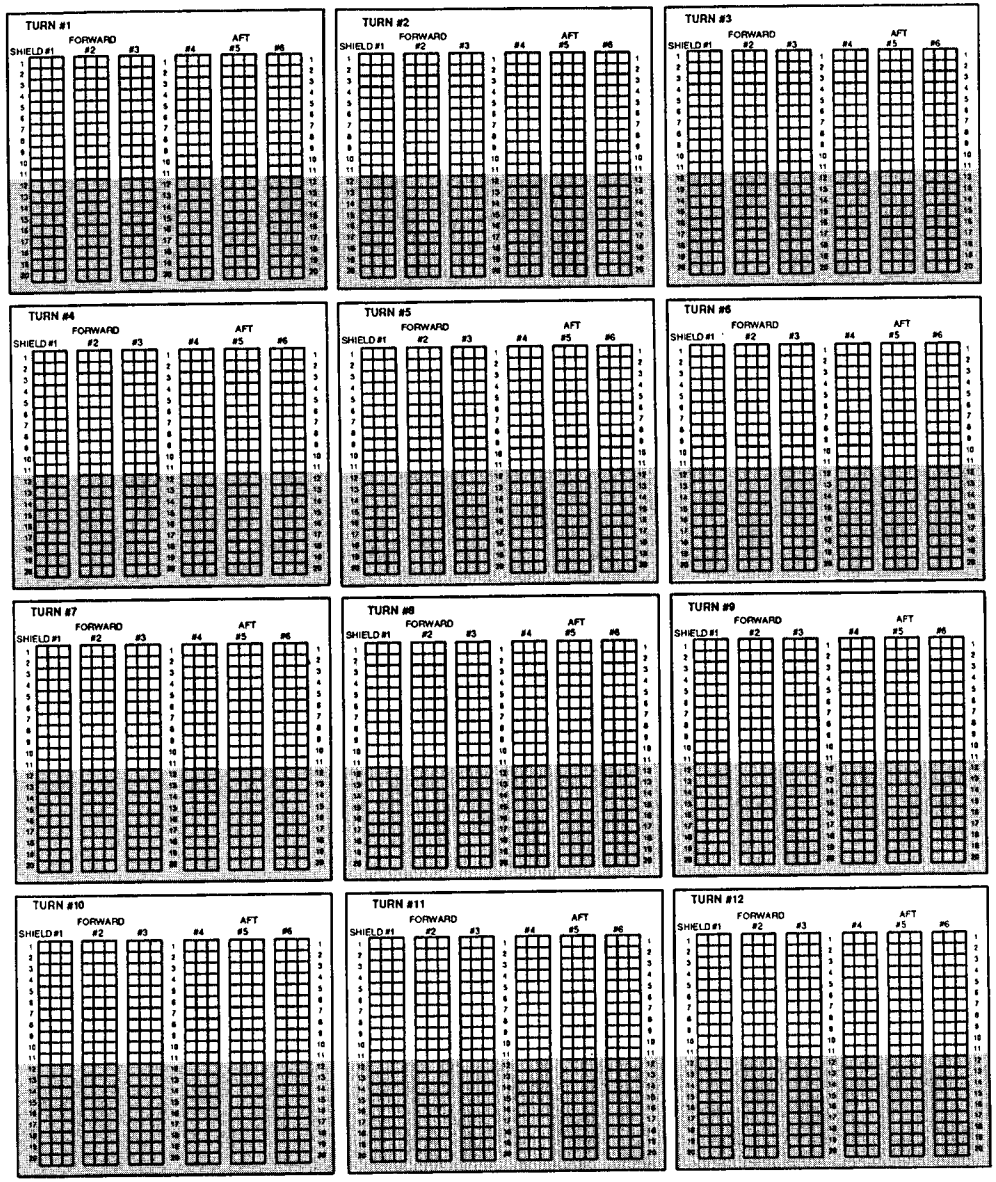
SHIELDS

SHIELD TYPE RSH SHIELD POINT RATIO 1 / 2 MAXIMUM SHIELD POWER 11

SHIELD POINTS AVAILABLE

#1	#2	#3	#4	#5	#6	#7	#8	#9	#10	#11	#12

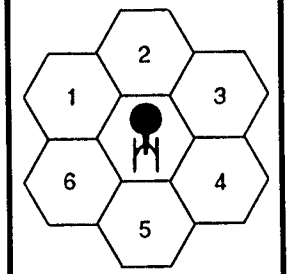
DAMAGE CHART A (B) C



DAMAGE POINT RECORD

TURN #1 _____	TURN #5 _____	TURN # 9 _____
#2 _____	#6 _____	#10 _____
#3 _____	#7 _____	#11 _____
#4 _____	#8 _____	#12 _____

SHIELDS DIAGRAM



SYSTEMS REPAIR STATUS

	1ST HIT	2ND HIT	3RD HIT	4TH HIT	5TH HIT
SENSORS	1-8	1-6	1-4	1-2	OUT
SHIELD #1	1-8	1-6	1-4	1-2	OUT
#2	1-8	1-6	1-4	1-2	OUT
#3	1-8	1-6	1-4	1-2	OUT
#4	1-8	1-6	1-4	1-2	OUT
#5	1-8	1-6	1-4	1-2	OUT
#6	1-8	1-6	1-4	1-2	OUT

ENGINEERING GRIDS

SHIELDS	1-8	1-6	1-4	1-2	OUT
WEAPONS	1-8	1-6	1-4	1-2	OUT
MANEUVER	1-8	1-6	1-4	1-2	OUT

SUPERSTRUCTURE DAMAGE TRACK

1	2	3	4	5	6	7	8	9	10	11	12	13	14	15	16	17	18	19	20
21	22	23	24	25	26	27	28	29	30	31	32	33	34	35	36	37	38	39	40
41	42	43	44	45	46	47	48	49	50	51	52	53	54	55	56	57	58	59	60

CREW 150

CASUALTY MODIFIER TRACK

0–19%	20–39%	40–59%	60–69%	70 % +
0	–1 –10%	–2 –20%	–5 –50%	NO FIRING

PERCENT CASUALTIES TRACK

1	2	3	4	5	6	7	8	9	10	11	12	13	14	15	16	17	18	19	20
21	22	23	24	25	26	27	28	29	30	31	32	33	34	35	36	37	38	39	40
41	42	43	44	45	46	47	48	49	50	51	52	53	54	55	56	57	58	59	60
61	62	63	64	65	66	67	68	69	70	71	72	73	74	75	76	77	78	79	80
81	82	83	84	85	86	87	88	89	90	91	92	93	94	95	96	97	98	99	100

FASA CORPORATION

PERMISSION GRANTED TO PHOTOCOPY FOR PERSONAL USE

MASTER CONTROL PANEL

Race ROMULAN

Vessel Class WINGED DEFENDER TYPE 2

Vessel Name _____ Captain's Name _____

D 131.3 Captain's Skill Rating _____

WDF 103.3 Crew Efficiency Rating _____

ENGINEERING DISPLAY

IMPULSE ENGINE POWER TRACK

Type RIE-3

1	2	3	4	5	6	7	8	9	10	11	12	13	14	15	16	17	18	19	20
21	22	23	24	25	26	27	28	29	30	31	32	33	34	35	36	37	38	39	40

WARP ENGINE PORT POWER TRACK

Type RWG-1

1	2	3	4	5	6	7	8	9	10	11	12	13	14	15	16	17	18	19	20
21	22	23	24	25	26	27	28	29	30	31	32	33	34	35	36	37	38	39	40

WARP ENGINE STARBOARD POWER TRACK

Type RWG-1

1	2	3	4	5	6	7	8	9	10	11	12	13	14	15	16	17	18	19	20
21	22	23	24	25	26	27	28	29	30	31	32	33	34	35	36	37	38	39	40

	TURN #1	#2	#3	#4	#5	#6	#7	#8	#9	#10	#11	#12
Total Power Units Available	68											
Power To Movement (Movement Point Ratio 4/1)												
Power To Shields (Shield Point Ratio 1/3)												
Power To Weapons												
Power to Cloak (Points To Power 38)												

HELM DISPLAY

STRESS CHARTS

ENGINE: 6 SUPERSTRUCTURE: 2 WARP SPEED _____

	TURN #1	#2	#3	#4	#5	#6	#7	#8	#9	#10	#11	#12
MOVEMENT POINTS												
SENSORS STATUS	D O L	D O L	D O L	D O L	D O L	D O L	D O L	D O L	D O L	D O L	D O L	D O L
CLOAK STATUS	ON OFF	ON OFF	ON OFF	ON OFF	ON OFF	ON OFF	ON OFF	ON OFF	ON OFF	ON OFF	ON OFF	ON OFF

WEAPONS DISPLAY

Beam Type RB-9	Missile Type RP-3
Firing Chart W	Firing Chart Q
Maximum Power 6	Power To Arm 1
Damage Modifiers +3(1 – 8) +2(9 – 16) +1(17-20)	Damage 10
Beam Type _____	Missile Type _____
Firing Chart _____	Firing Chart _____
Maximum Power _____	Power To Arm _____
Damage Modifiers +3(–) +2(–) +1(–)	Damage _____

	TURN #1	#2	#3	#4	#5	#6	#7	#8	#9	#10	#11	#12
Type RB-9 ■OPER ☐DMGD ☐REPD ☐INOP Firing Arc P F A S												
Type RB-9 ■OPER ☐DMGD ☐REPD ☐INOP Firing Arc P F A S												
Type RB-9 ■OPER ☐DMGD ☐REPD ☐INOP Firing Arc P F A S												
Type RB-9 ■OPER ☐DMGD ☐REPD ☐INOP Firing Arc P F A S												
Type RB-9 ■OPER ☐DMGD ☐REPD ☐INOP Firing Arc P F A S												
Type RB-9 ■OPER ☐DMGD ☐REPD ☐INOP Firing Arc P F A S												
Type RB-9 ■OPER ☐DMGD ☐REPD ☐INOP Firing Arc P F A S												
Type RB-9 ■OPER ☐DMGD ☐REPD ☐INOP Firing Arc P F A S												
Type ☐OPER ☐DMGD ☐REPD ☐INOP Firing Arc P F A S												
Type RP-3 ■OPER ☐DMGD ☐REPD ☐INOP Firing Arc P F A S												
Type RP-3 ■OPER ☐DMGD ☐REPD ☐INOP Firing Arc P F A S												
Type RP-3 ■OPER ☐DMGD ☐REPD ☐INOP Firing Arc P F A S												
Type ☐OPER ☐DMGD ☐REPD ☐INOP Firing Arc P F A S												
Type ☐OPER ☐DMGD ☐REPD ☐INOP Firing Arc P F A S												
Type ☐OPER ☐DMGD ☐REPD ☐INOP Firing Arc P F A S												
Type ☐OPER ☐DMGD ☐REPD ☐INOP Firing Arc P F A S												
Type ☐OPER ☐DMGD ☐REPD ☐INOP Firing Arc P F A S												
Type ☐OPER ☐DMGD ☐REPD ☐INOP Firing Arc P F A S												
Type ☐OPER ☐DMGD ☐REPD ☐INOP Firing Arc P F A S												
Type ☐OPER ☐DMGD ☐REPD ☐INOP Firing Arc P F A S												
Type ☐OPER ☐DMGD ☐REPD ☐INOP Firing Arc P F A S												

DAMAGE CONTROL DISPLAY

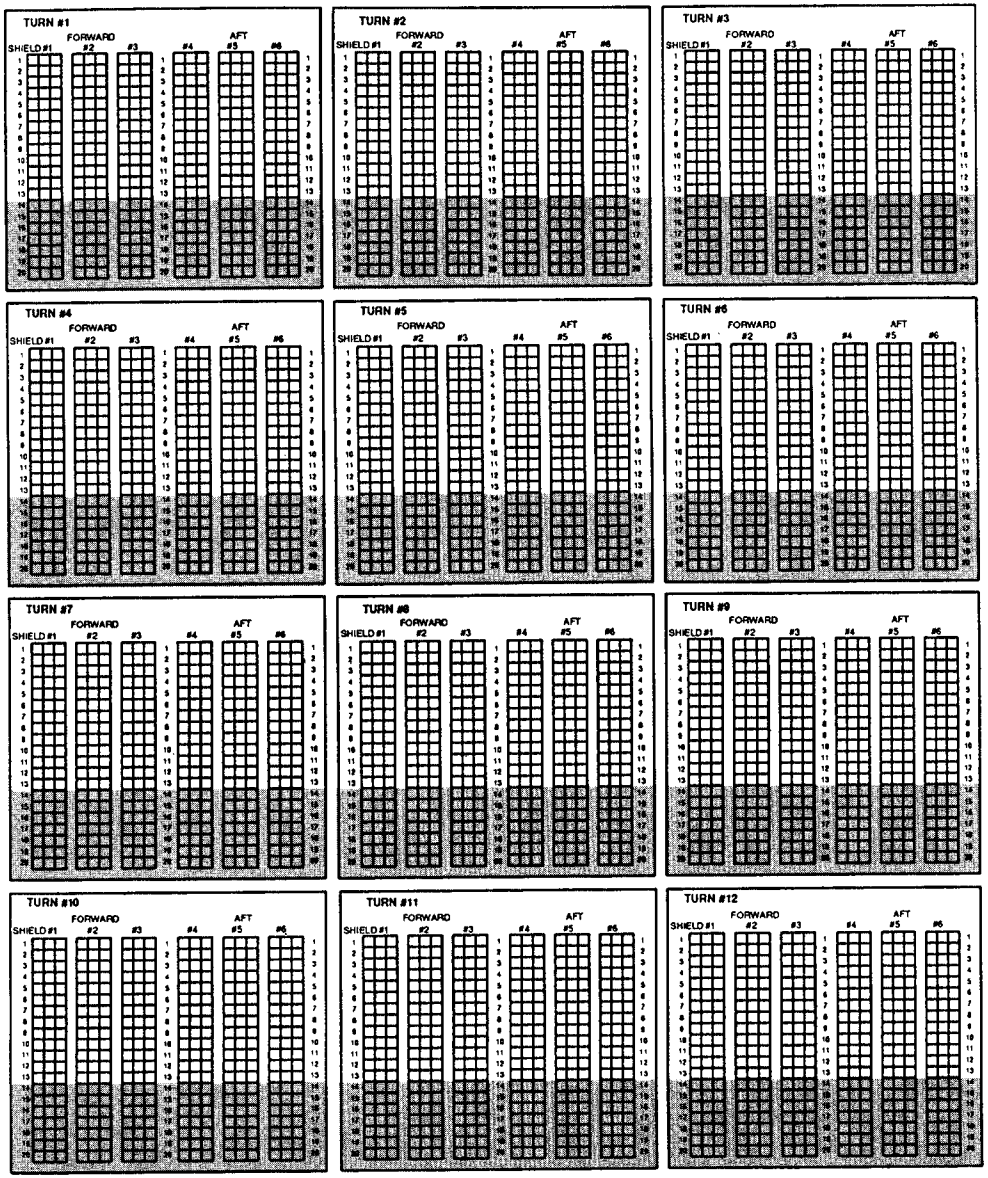
SHIELDS

SHIELD TYPE RSL SHIELD POINT RATIO 1 / 3 MAXIMUM SHIELD POWER 13

SHIELD POINTS AVAILABLE

#1	#2	#3	#4	#5	#6	#7	#8	#9	#10	#11	#12

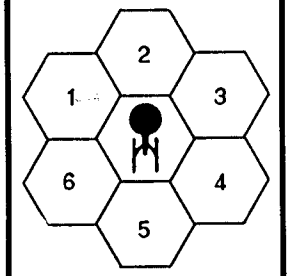
DAMAGE CHART A B (C)



DAMAGE POINT RECORD

TURN #1 _____	TURN #5 _____	TURN # 9 _____
#2 _____	#6 _____	#10 _____
#3 _____	#7 _____	#11 _____
#4 _____	#8 _____	#12 _____

SHIELDS DIAGRAM



SYSTEMS REPAIR STATUS

	1ST HIT	2ND HIT	3RD HIT	4TH HIT	5TH HIT
SENSORS	1-6	1-6	1-4	1-2	OUT
SHIELD #1	1-6	1-6	1-4	1-2	OUT
#2	1-6	1-6	1-4	1-2	OUT
#3	1-6	1-6	1-4	1-2	OUT
#4	1-6	1-6	1-4	1-2	OUT
#5	1-6	1-6	1-4	1-2	OUT
#6	1-6	1-6	1-4	1-2	OUT
ENGINEERING GRIDS					
SHIELDS	1-6	1-6	1-4	1-2	OUT
WEAPONS	1-6	1-6	1-4	1-2	OUT
MANEUVER	1-6	1-6	1-4	1-2	OUT

SUPERSTRUCTURE DAMAGE TRACK

1	2	3	4	5	6	7	8	9	10	11	12	13	14	15	16	17	18	19	20
21	22	23	24	25	26	27	28	29	30	31	32	33	34	35	36	37	38	39	40
41	42	43	44	45	46	47	48	49	50	51	52	53	54	55	56	57	58	59	60

CASUALTY MODIFIER TRACK

CREW 348

0–19%	20–39%	40–59%	60–69%	70 % +
0	–1	–2	–5	NO
	–10%	–20%	–50%	FIRING

PERCENT CASUALTIES TRACK

1	2	3	4	5	6	7	8	9	10	11	12	13	14	15	16	17	18	19	20
21	22	23	24	25	26	27	28	29	30	31	32	33	34	35	36	37	38	39	40
41	42	43	44	45	46	47	48	49	50	51	52	53	54	55	56	57	58	59	60
61	62	63	64	65	66	67	68	69	70	71	72	73	74	75	76	77	78	79	80
81	82	83	84	85	86	87	88	89	90	91	92	93	94	95	96	97	98	99	100

FASA CORPORATION

PERMISSION GRANTED TO PHOTOCOPY FOR PERSONAL USE

MASTER CONTROL PANEL

Race ROMULAN

Vessel Class BRIGHT ONE TYPE 2

Vessel Name _____ Captain's Name _____

D 57.7 Captain's Skill Rating _____

WDF 33.1 Crew Efficiency Rating _____

ENGINEERING DISPLAY

IMPULSE ENGINE POWER TRACK

Type RIE-1

1	2	3	4	5	6	7	8	9	10	11	12	13	14	15	16	17	18	19	20
21	22	23	24	25	26	27	28	29	30	31	32	33	34	35	36	37	38	39	40

WARP ENGINE PORT POWER TRACK

Type RWC-2

1	2	3	4	5	6	7	8	9	10	11	12	13	14	15	16	17	18	19	20
21	22	23	24	25	26	27	28	29	30	31	32	33	34	35	36	37	38	39	40

WARP ENGINE STARBOARD POWER TRACK

Type RWC-2

1	2	3	4	5	6	7	8	9	10	11	12	13	14	15	16	17	18	19	20
21	22	23	24	25	26	27	28	29	30	31	32	33	34	35	36	37	38	39	40

	TURN #1	#2	#3	#4	#5	#6	#7	#8	#9	#10	#11	#12
Total Power Units Available	40											
Power To Movement (Movement Point Ratio 3/1)												
Power To Shields (Shield Point Ratio 1/2)												
Power To Weapons												
Power to Cloak (Points To Power 15)												

HELM DISPLAY

STRESS CHARTS

ENGINE: N SUPERSTRUCTURE: Q WARP SPEED _____

	TURN #1	#2	#3	#4	#5	#6	#7	#8	#9	#10	#11	#12
MOVEMENT POINTS												
SENSORS STATUS	D O L	D O L	D O L	D O L	D O L	D O L	D O L	D O L	D O L	D O L	D O L	D O L
CLOAK STATUS	ON OFF	ON OFF	ON OFF	ON OFF	ON OFF	ON OFF	ON OFF	ON OFF	ON OFF	ON OFF	ON OFF	ON OFF

WEAPONS DISPLAY

Beam Type RB-8	Missile Type RP-3
Firing Chart N	Firing Chart Q
Maximum Power 6	Power To Arm 1
Damage Modifiers +3(1-4) +2(5-9) +1(10-13)	Damage 10
Beam Type _____	Missile Type _____
Firing Chart _____	Firing Chart _____
Maximum Power _____	Power To Arm _____
Damage Modifiers +3(-) +2(-) +1(-)	Damage _____

	TURN #1	#2	#3	#4	#5	#6	#7	#8	#9	#10	#11	#12
Type RB-8 ■OPER ☐DMGD ☐REPD ☐INOP Firing Arc P F S A												
Type RB-8 ■OPER ☐DMGD ☐REPD ☐INOP Firing Arc P F S A												
Type RB-8 ■OPER ☐DMGD ☐REPD ☐INOP Firing Arc P F S A												
Type RB-8 ■OPER ☐DMGD ☐REPD ☐INOP Firing Arc P F S A												
Type _____ ☐OPER ☐DMGD ☐REPD ☐INOP Firing Arc P F S A												
Type RP-3 ■OPER ☐DMGD ☐REPD ☐INOP Firing Arc P F S A												
Type _____ ☐OPER ☐DMGD ☐REPD ☐INOP Firing Arc P F S A												
Type _____ ☐OPER ☐DMGD ☐REPD ☐INOP Firing Arc P F S A												
Type _____ ☐OPER ☐DMGD ☐REPD ☐INOP Firing Arc P F S A												
Type _____ ☐OPER ☐DMGD ☐REPD ☐INOP Firing Arc P F S A												
Type _____ ☐OPER ☐DMGD ☐REPD ☐INOP Firing Arc P F S A												
Type _____ ☐OPER ☐DMGD ☐REPD ☐INOP Firing Arc P F S A												
Type _____ ☐OPER ☐DMGD ☐REPD ☐INOP Firing Arc P F S A												
Type _____ ☐OPER ☐DMGD ☐REPD ☐INOP Firing Arc P F S A												
Type _____ ☐OPER ☐DMGD ☐REPD ☐INOP Firing Arc P F S A												
Type _____ ☐OPER ☐DMGD ☐REPD ☐INOP Firing Arc P F S A												
Type _____ ☐OPER ☐DMGD ☐REPD ☐INOP Firing Arc P F S A												
Type _____ ☐OPER ☐DMGD ☐REPD ☐INOP Firing Arc P F S A												
Type _____ ☐OPER ☐DMGD ☐REPD ☐INOP Firing Arc P F S A												
Type _____ ☐OPER ☐DMGD ☐REPD ☐INOP Firing Arc P F S A												
Type _____ ☐OPER ☐DMGD ☐REPD ☐INOP Firing Arc P F S A												

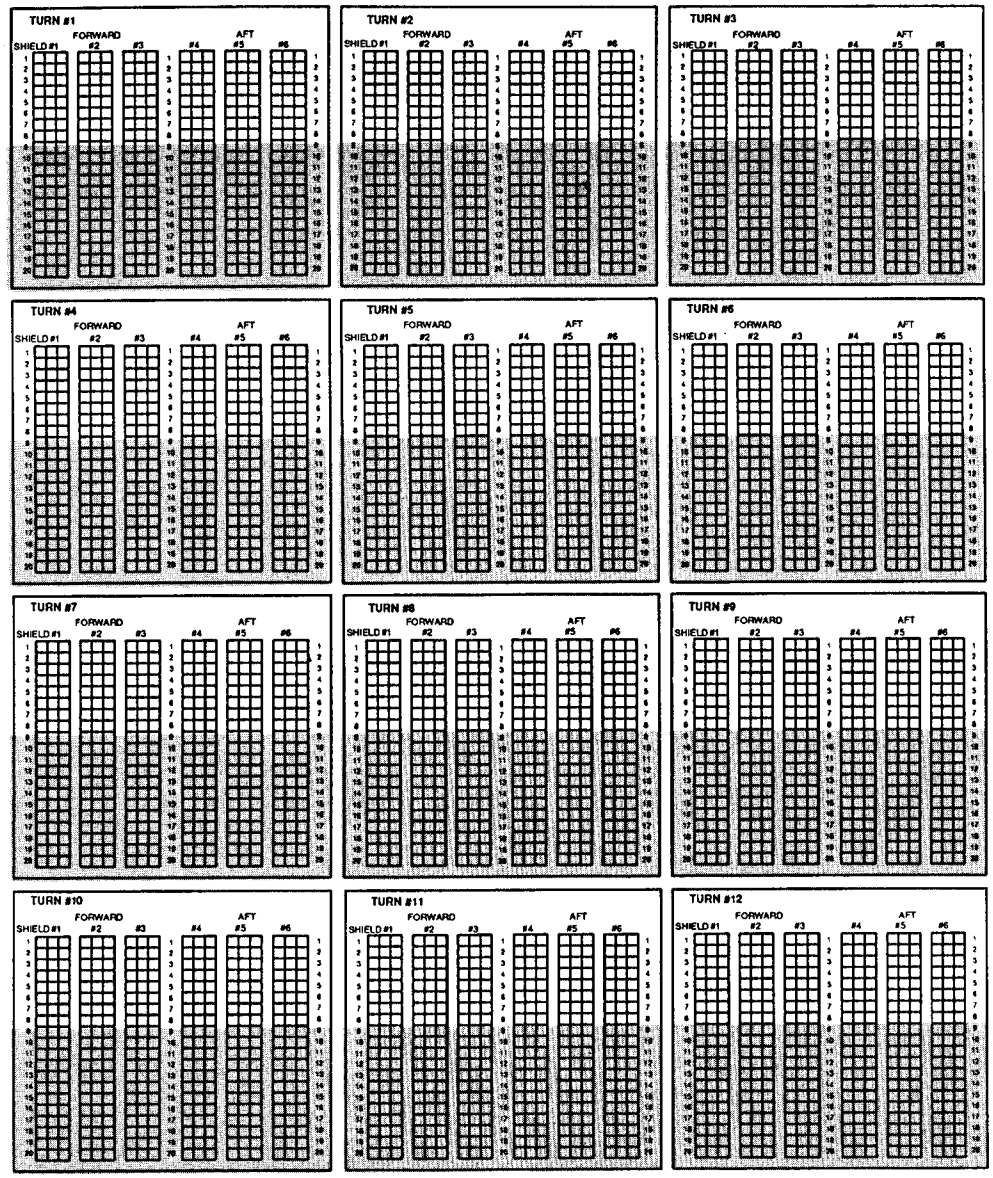
DAMAGE CONTROL DISPLAY

SHIELDS

SHIELD TYPE RSE SHIELD POINT RATIO 1 / 2 MAXIMUM SHIELD POWER 8

SHIELD POINTS AVAILABLE

#1	#2	#3	#4	#5	#6	#7	#8	#9	#10	#11	#12

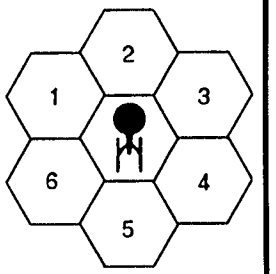


DAMAGE CHART A (B) C

DAMAGE POINT RECORD

TURN #1 _____	TURN #5 _____	TURN # 9 _____
#2 _____	#6 _____	#10 _____
#3 _____	#7 _____	#11 _____
#4 _____	#8 _____	#12 _____

SHIELDS DIAGRAM



SYSTEMS REPAIR STATUS

	1ST HIT	2ND HIT	3RD HIT	4TH HIT	5TH HIT
SENSORS					
SHIELD #1	1-6	1-6	1-4	1-2	OUT
#2	1-6	1-6	1-4	1-2	OUT
#3	1-6	1-6	1-4	1-2	OUT
#4	1-6	1-6	1-4	1-2	OUT
#5	1-6	1-6	1-4	1-2	OUT
#6	1-6	1-6	1-4	1-2	OUT
ENGINEERING GRIDS					
SHIELDS	1-6	1-6	1-4	1-2	OUT
WEAPONS	1-6	1-6	1-4	1-2	OUT
MANEUVER	1-6	1-6	1-4	1-2	OUT

SUPERSTRUCTURE DAMAGE TRACK

1	2	3	4	5	6	7	8	9	10	11	12	13	14	15	16	17	18	19	20
21	22	23	24	25	26	27	28	29	30	31	32	33	34	35	36	37	38	39	40
41	42	43	44	45	46	47	48	49	50	51	52	53	54	55	56	57	58	59	60

CASUALTY MODIFIER TRACK

CREW 122

0–19%	20–39%	40–59%	60–69%	70 % +
0	–1	–2	–5	NO FIRING
	–10%	–20%	–50%	

PERCENT CASUALTIES TRACK

1	2	3	4	5	6	7	8	9	10	11	12	13	14	15	16	17	18	19	20
21	22	23	24	25	26	27	28	29	30	31	32	33	34	35	36	37	38	39	40
41	42	43	44	45	46	47	48	49	50	51	52	53	54	55	56	57	58	59	60
61	62	63	64	65	66	67	68	69	70	71	72	73	74	75	76	77	78	79	80
81	82	83	84	85	86	87	88	89	90	91	92	93	94	95	96	97	98	99	100

FASA CORPORATION

PERMISSION GRANTED TO PHOTOCOPY FOR PERSONAL USE

MASTER CONTROL PANEL

Race ROMULAN
Vessel Class AVIARY TYPE 7
Vessel Name _____ Captain's Name _____
D 182.9 Captain's Skill Rating _____
WDF 185.4 Crew Efficiency Rating _____

ENGINEERING DISPLAY

IMPULSE GENERATOR POWER TRACK

Type RIPG-2

1	2	3	4	5	6	7	8	9	10	11	12	13	14	15	16	17	18	19	20
21	22	23	24	25	26	27	28	29	30	31	32	33	34	35	36	37	38	39	40

MATTER/ANTI-MATTER POWER GENERATOR TRACK

Type RMAPG-4

1	2	3	4	5	6	7	8	9	10	11	12	13	14	15	16	17	18	19	20
21	22	23	24	25	26	27	28	29	30	31	32	33	34	35	36	37	38	39	40
41	42	43	44	45	46	47	48	49	50	51	52	53	54	55	56	57	58	59	60
61	62	63	64	65	66	67	68	69	70	71	72	73	74	75	76	77	78	79	80
81	82	83	84	85	86	87	88	89	90	91	92	93	94	95	96	97	98	99	100
101	102	103	104	105	106	107	108	109	110	111	112	113	114	115	116	117	118	119	120

	TURN #1	#2	#3	#4	#5	#6	#7	#8	#9	#10	#11	#12
Total Power Units Available	144											
Power To Movement Movement Point Ratio 10 / 1												
Power To Shields Shield Point Ratio 1 / 3												
Power To Weapons												
Power to Cloak Points To Power ___												

HELM DISPLAY

	TURN #1	#2	#3	#4	#5	#6	#7	#8	#9	#10	#11	#12
MOVEMENT POINTS												
SENSORS STATUS	D O L	D O L	D O L	D O L	D O L	D O L	D O L	D O L	D O L	D O L	D O L	D O L
CLOAK STATUS	ON OFF	ON OFF	ON OFF	ON OFF	ON OFF	ON OFF	ON OFF	ON OFF	ON OFF	ON OFF	ON OFF	ON OFF

WEAPONS DISPLAY

Beam Type RB-11
Firing Chart V
Maximum Power 9
Damage Modifiers +3(1-10) +2(11-16) +1(17-21)

Missile Type RP-3
Firing Chart Q
Power To Arm 1
Damage 10

Missile Type RPL-3
Firing Chart T
Power To Arm 8
Damage SEE CHART RL-3

	TURN #1	#2	#3	#4	#5	#6	#7	#8	#9	#10	#11	#12
Type RB-11 ■OPER ☐DMGD ☐REPD ☐INOP Firing Arc 1												
Type RB-11 ■OPER ☐DMGD ☐REPD ☐INOP Firing Arc 1												
Type RB-11 ■OPER ☐DMGD ☐REPD ☐INOP Firing Arc 1												
Type RB-11 ■OPER ☐DMGD ☐REPD ☐INOP Firing Arc 1												
Type RB-11 ■OPER ☐DMGD ☐REPD ☐INOP Firing Arc 2												
Type RB-11 ■OPER ☐DMGD ☐REPD ☐INOP Firing Arc 2												
Type RB-11 ■OPER ☐DMGD ☐REPD ☐INOP Firing Arc 2												
Type RB-11 ■OPER ☐DMGD ☐REPD ☐INOP Firing Arc 2												
Type RB-11 ■OPER ☐DMGD ☐REPD ☐INOP Firing Arc 3												
Type RB-11 ■OPER ☐DMGD ☐REPD ☐INOP Firing Arc 3												
Type RB-11 ■OPER ☐DMGD ☐REPD ☐INOP Firing Arc 3												
Type RB-11 ■OPER ☐DMGD ☐REPD ☐INOP Firing Arc 3												
Type ☐OPER ☐DMGD ☐REPD ☐INOP Firing Arc												
Type RP-3 ■OPER ☐DMGD ☐REPD ☐INOP Firing Arc 1												
Type RP-3 ■OPER ☐DMGD ☐REPD ☐INOP Firing Arc 1												
Type RP-3 ■OPER ☐DMGD ☐REPD ☐INOP Firing Arc 1												
Type RP-3 ■OPER ☐DMGD ☐REPD ☐INOP Firing Arc 2												
Type RP-3 ■OPER ☐DMGD ☐REPD ☐INOP Firing Arc 2												
Type RP-3 ■OPER ☐DMGD ☐REPD ☐INOP Firing Arc 2												
Type RP-3 ■OPER ☐DMGD ☐REPD ☐INOP Firing Arc 3												
Type RP-3 ■OPER ☐DMGD ☐REPD ☐INOP Firing Arc 3												
Type RP-3 ■OPER ☐DMGD ☐REPD ☐INOP Firing Arc 3												
Type RPL-3 ■OPER ☐DMGD ☐REPD ☐INOP Firing Arc 1												
Type RPL-3 ■OPER ☐DMGD ☐REPD ☐INOP Firing Arc 2												
Type RPL-3 ■OPER ☐DMGD ☐REPD ☐INOP Firing Arc 3												


DAMAGE CONTROL DISPLAY

SHIELDS

SHIELD TYPE PSO SHIELD POINT RATIO 1 / 3 MAXIMUM SHIELD POWER 15

SHIELD POINTS AVAILABLE

#1	#2	#3	#4	#5	#6	#7	#8	#9	#10	#11	#12

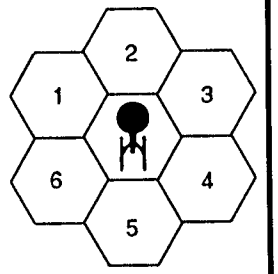


DAMAGE CHART OUTPOST

DAMAGE POINT RECORD

TURN #1 _____	TURN #5 _____	TURN # 9 _____
#2 _____	#6 _____	#10 _____
#3 _____	#7 _____	#11 _____
#4 _____	#8 _____	#12 _____

SHIELDS DIAGRAM



SYSTEMS REPAIR STATUS

	1ST HIT	2ND HIT	3RD HIT	4TH HIT	5TH HIT
SENSORS	1-8	1-6	1-4	1-2	OUT
SHIELD #1	1-8	1-6	1-4	1-2	OUT
#2	1-8	1-6	1-4	1-2	OUT
#3	1-8	1-6	1-4	1-2	OUT
#4	1-8	1-6	1-4	1-2	OUT
#5	1-8	1-6	1-4	1-2	OUT
#6	1-8	1-6	1-4	1-2	OUT

ENGINEERING GRIDS

SHIELDS	1-8	1-6	1-4	1-2	OUT
WEAPONS	1-8	1-6	1-4	1-2	OUT
MANEUVER	1-8	1-6	1-4	1-2	OUT

SUPERSTRUCTURE DAMAGE TRACK

1	2	3	4	5	6	7	8	9	10	11	12	13	14	15	16	17	18	19	20
21	22	23	24	25	26	27	28	29	30	31	32	33	34	35	36	37	38	39	40
41	42	43	44	45	46	47	48	49	50	51	52	53	54	55	56	57	58	59	60
61	62	63	64	65	66	67	68	69	70										

CREW 296

CASUALTY MODIFIER TRACK

0-19%	20-39%	40-59%	60-69%	70% +
0	-1 -10%	-2 -20%	-5 -50%	NO FIRING

PERCENT CASUALTIES TRACK

1	2	3	4	5	6	7	8	9	10	11	12	13	14	15	16	17	18	19	20
21	22	23	24	25	26	27	28	29	30	31	32	33	34	35	36	37	38	39	40
41	42	43	44	45	46	47	48	49	50	51	52	53	54	55	56	57	58	59	60
61	62	63	64	65	66	67	68	69	70	71	72	73	74	75	76	77	78	79	80
81	82	83	84	85	86	87	88	89	90	91	92	93	94	95	96	97	98	99	100

FASA CORPORATION

PERMISSION GRANTED TO PHOTOCOPY FOR PERSONAL USE

MASTER CONTROL PANEL

Race GORN
Vessel Class BH-2B
Vessel Name
D 123.9
WDF 89.0
Captain's Name
Captain's Skill Rating
Crew Efficiency Rating

ENGINEERING DISPLAY

IMPULSE ENGINE POWER TRACK
Type GIE-3

1	2	3	4	5	6	7	8	9	10	11	12	13	14	15	16	17	18	19	20
21	22	23	24	25	26	27	28	29	30	31	32	33	34	35	36	37	38	39	40

WARP ENGINE PORT POWER TRACK
Type GWE-1

1	2	3	4	5	6	7	8	9	10	11	12	13	14	15	16	17	18	19	20
21	22	23	24	25	26	27	28	29	30	31	32	33	34	35	36	37	38	39	40

WARP ENGINE STARBOARD POWER TRACK
Type GWE-1

1	2	3	4	5	6	7	8	9	10	11	12	13	14	15	16	17	18	19	20
21	22	23	24	25	26	27	28	29	30	31	32	33	34	35	36	37	38	39	40

	TURN #1	#2	#3	#4	#5	#6	#7	#8	#9	#10	#11	#12
Total Power Units Available	67											
Power To Movement (Movement Point Ratio 6/1)												
Power To Shields (Shield Point Ratio 1/2)												
Power To Weapons												
Power to Cloak (Points To Power ___)												

HELM DISPLAY

STRESS CHARTS
ENGINE: M SUPERSTRUCTURE: 0 WARP SPEED

	TURN #1	#2	#3	#4	#5	#6	#7	#8	#9	#10	#11	#12
MOVEMENT POINTS												
SENSORS STATUS	D O L	D O L	D O L	D O L	D O L	D O L	D O L	D O L	D O L	D O L	D O L	D O L
CLOAK STATUS	ON OFF	ON OFF	ON OFF	ON OFF	ON OFF	ON OFF	ON OFF	ON OFF	ON OFF	ON OFF	ON OFF	ON OFF

WEAPONS DISPLAY

Beam Type GBL-8	Missile Type GP-2
Firing Chart W	Firing Chart K
Maximum Power 6	Power To Arm 2
Damage Modifiers +3(1-10) +2(11-15) +1(16-20)	Damage 10
Beam Type	Missile Type
Firing Chart	Firing Chart
Maximum Power	Power To Arm
Damage Modifiers +3(-) +2(-) +1(-)	Damage

	TURN #1	#2	#3	#4	#5	#6	#7	#8	#9	#10	#11	#12
Type GBL-8 OPER DMGD REPD INOP Firing Arc P F S A												
Type GBL-8 OPER DMGD REPD INOP Firing Arc P F S A												
Type GBL-8 OPER DMGD REPD INOP Firing Arc P F S A												
Type GBL-8 OPER DMGD REPD INOP Firing Arc P F S A												
Type GBL-8 OPER DMGD REPD INOP Firing Arc P F S A												
Type GBL-8 OPER DMGD REPD INOP Firing Arc P F S A												
Type GBL-8 OPER DMGD REPD INOP Firing Arc P F S A												
Type GBL-8 OPER DMGD REPD INOP Firing Arc P F S A												
Type ___ OPER DMGD REPD INOP Firing Arc P F S A												
Type GP-2 OPER DMGD REPD INOP Firing Arc P F S A												
Type GP-2 OPER DMGD REPD INOP Firing Arc P F S A												
Type GP-2 OPER DMGD REPD INOP Firing Arc P F S A												
Type GP-2 OPER DMGD REPD INOP Firing Arc P F S A												
Type GP-2 OPER DMGD REPD INOP Firing Arc P F S A												
Type GP-2 OPER DMGD REPD INOP Firing Arc P F S A												
Type GP-2 OPER DMGD REPD INOP Firing Arc P F S A												
Type GP-2 OPER DMGD REPD INOP Firing Arc P F S A												
Type ___ OPER DMGD REPD INOP Firing Arc P F S A												
Type ___ OPER DMGD REPD INOP Firing Arc P F S A												
Type ___ OPER DMGD REPD INOP Firing Arc P F S A												
Type ___ OPER DMGD REPD INOP Firing Arc P F S A												
Type ___ OPER DMGD REPD INOP Firing Arc P F S A												

DAMAGE CONTROL DISPLAY

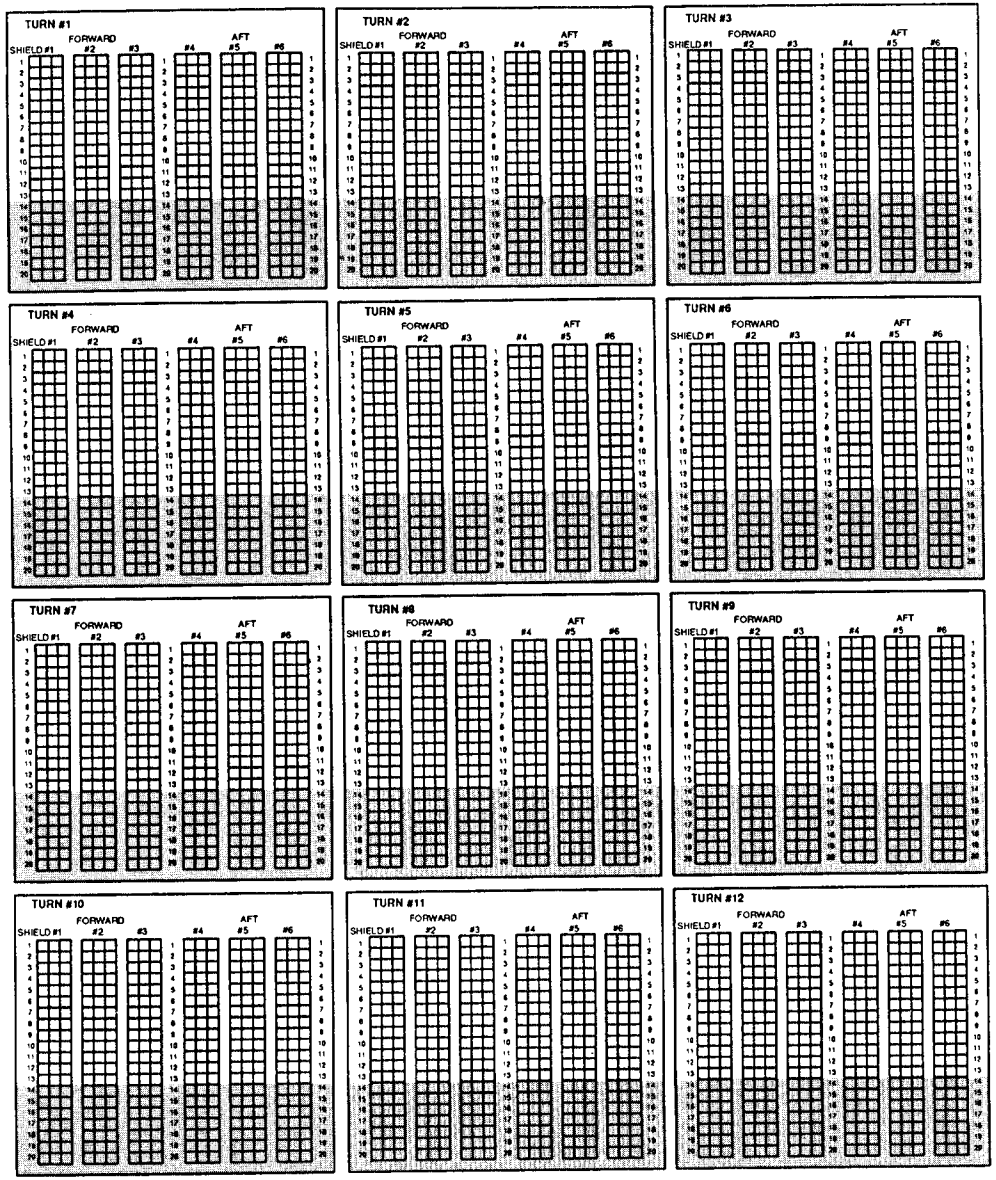
SHIELDS

SHIELD TYPE GSN SHIELD POINT RATIO 1 / 2 MAXIMUM SHIELD POWER 13

SHIELD POINTS AVAILABLE

#1	#2	#3	#4	#5	#6	#7	#8	#9	#10	#11	#12

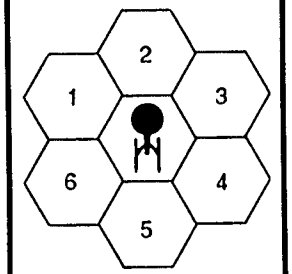
DAMAGE CHART A B ©



DAMAGE POINT RECORD

TURN #1 _____	TURN #5 _____	TURN # 9 _____
#2 _____	#6 _____	#10 _____
#3 _____	#7 _____	#11 _____
#4 _____	#8 _____	#12 _____

SHIELDS DIAGRAM



SYSTEMS REPAIR STATUS

	1ST HIT	2ND HIT	3RD HIT	4TH HIT	5TH HIT
SENSORS	1-8	1-6	1-4	1-2	OUT
SHIELD #1	1-8	1-6	1-4	1-2	OUT
#2	1-8	1-6	1-4	1-2	OUT
#3	1-8	1-6	1-4	1-2	OUT
#4	1-8	1-6	1-4	1-2	OUT
#5	1-8	1-6	1-4	1-2	OUT
#6	1-8	1-6	1-4	1-2	OUT
ENGINEERING GRIDS					
SHIELDS	1-8	1-6	1-4	1-2	OUT
WEAPONS	1-8	1-6	1-4	1-2	OUT
MANEUVER	1-8	1-6	1-4	1-2	OUT

SUPERSTRUCTURE DAMAGE TRACK

1	2	3	4	5	6	7	8	9	10	11	12	13	14	15	16	17	18	19	20
21	22	23	24	25	26	27	28	29	30	31	32	33	34	35	36	37	38	39	40
41	42	43	44	45	46	47	48	49	50	51	52	53	54	55	56	57	58	59	60

CREW 680

CASUALTY MODIFIER TRACK

0–19%	20–39%	40–59%	60–69%	70 % +
0	–1 –10%	–2 –20%	–5 –50%	NO FIRING

PERCENT CASUALTIES TRACK

1	2	3	4	5	6	7	8	9	10	11	12	13	14	15	16	17	18	19	20
21	22	23	24	25	26	27	28	29	30	31	32	33	34	35	36	37	38	39	40
41	42	43	44	45	46	47	48	49	50	51	52	53	54	55	56	57	58	59	60
61	62	63	64	65	66	67	68	69	70	71	72	73	74	75	76	77	78	79	80
81	82	83	84	85	86	87	88	89	90	91	92	93	94	95	96	97	98	99	100

FASA CORPORATION

PERMISSION GRANTED TO PHOTOCOPY FOR PERSONAL USE

MASTER CONTROL PANEL

Race GORN
Vessel Class MD-8c
Vessel Name
D 95.8
WDF 34.7
Captain's Name
Captain's Skill Rating
Crew Efficiency Rating

ENGINEERING DISPLAY

IMPULSE ENGINE POWER TRACK
Type GID-2

1	2	3	4	5	6	7	8	9	10	11	12	13	14	15	16	17	18	19	20
21	22	23	24	25	26	27	28	29	30	31	32	33	34	35	36	37	38	39	40

WARP ENGINE PORT POWER TRACK
Type GWD-2

1	2	3	4	5	6	7	8	9	10	11	12	13	14	15	16	17	18	19	20
21	22	23	24	25	26	27	28	29	30	31	32	33	34	35	36	37	38	39	40

WARP ENGINE STARBOARD POWER TRACK
Type GWD-2

1	2	3	4	5	6	7	8	9	10	11	12	13	14	15	16	17	18	19	20
21	22	23	24	25	26	27	28	29	30	31	32	33	34	35	36	37	38	39	40

	TURN #1	#2	#3	#4	#5	#6	#7	#8	#9	#10	#11	#12
Total Power Units Available	42											
Power To Movement (Movement Point Ratio 4/1)												
Power To Shields (Shield Point Ratio 1/2)												
Power To Weapons												
Power to Cloak (Points To Power ___)												

HELM DISPLAY

STRESS CHARTS
ENGINE: Q SUPERSTRUCTURE: P WARP SPEED

	TURN #1	#2	#3	#4	#5	#6	#7	#8	#9	#10	#11	#12
MOVEMENT POINTS												
SENSORS STATUS	D O L	D O L	D O L	D O L	D O L	D O L	D O L	D O L	D O L	D O L	D O L	D O L
CLOAK STATUS	ON OFF	ON OFF	ON OFF	ON OFF	ON OFF	ON OFF	ON OFF	ON OFF	ON OFF	ON OFF	ON OFF	ON OFF

WEAPONS DISPLAY

Beam Type GBL-4	Missile Type GP-3
Firing Chart P	Firing Chart O
Maximum Power 5	Power To Arm 2
Damage Modifiers +3(1-6) +2(7-12) +1(13-18)	Damage 8
Beam Type	Missile Type
Firing Chart	Firing Chart
Maximum Power	Power To Arm
Damage Modifiers +3(–) +2(–) +1(–)	Damage

	TURN #1	#2	#3	#4	#5	#6	#7	#8	#9	#10	#11	#12
Type GBL-4 ■OPER ☐DMGD ☐REPD ☐INOP Firing Arc (P) F S A												
Type GBL-4 ■OPER ☐DMGD ☐REPD ☐INOP Firing Arc (P) F S A												
Type GBL-4 ■OPER ☐DMGD ☐REPD ☐INOP Firing Arc P (F) S A												
Type GBL-4 ■OPER ☐DMGD ☐REPD ☐INOP Firing Arc P (F) S A												
Type GBL-4 ■OPER ☐DMGD ☐REPD ☐INOP Firing Arc (P) F S A												
Type GBL-4 ■OPER ☐DMGD ☐REPD ☐INOP Firing Arc (P) F S A												
Type GBL-4 ■OPER ☐DMGD ☐REPD ☐INOP Firing Arc P (F) S A												
Type GBL-4 ■OPER ☐DMGD ☐REPD ☐INOP Firing Arc P (F) S A												
Type ☐OPER ☐DMGD ☐REPD ☐INOP Firing Arc P (F) S A												
Type GP-3 ■OPER ☐DMGD ☐REPD ☐INOP Firing Arc P (F) S A												
Type GP-3 ■OPER ☐DMGD ☐REPD ☐INOP Firing Arc P (F) S A												
Type GP-3 ■OPER ☐DMGD ☐REPD ☐INOP Firing Arc P (F) S A												
Type ☐OPER ☐DMGD ☐REPD ☐INOP Firing Arc P (F) S A												
Type ☐OPER ☐DMGD ☐REPD ☐INOP Firing Arc P (F) S A												
Type ☐OPER ☐DMGD ☐REPD ☐INOP Firing Arc P (F) S A												
Type ☐OPER ☐DMGD ☐REPD ☐INOP Firing Arc P (F) S A												
Type ☐OPER ☐DMGD ☐REPD ☐INOP Firing Arc P (F) S A												
Type ☐OPER ☐DMGD ☐REPD ☐INOP Firing Arc P (F) S A												
Type ☐OPER ☐DMGD ☐REPD ☐INOP Firing Arc P (F) S A												
Type ☐OPER ☐DMGD ☐REPD ☐INOP Firing Arc P (F) S A												
Type ☐OPER ☐DMGD ☐REPD ☐INOP Firing Arc P (F) S A												
Type ☐OPER ☐DMGD ☐REPD ☐INOP Firing Arc P (F) S A												

DAMAGE CONTROL DISPLAY

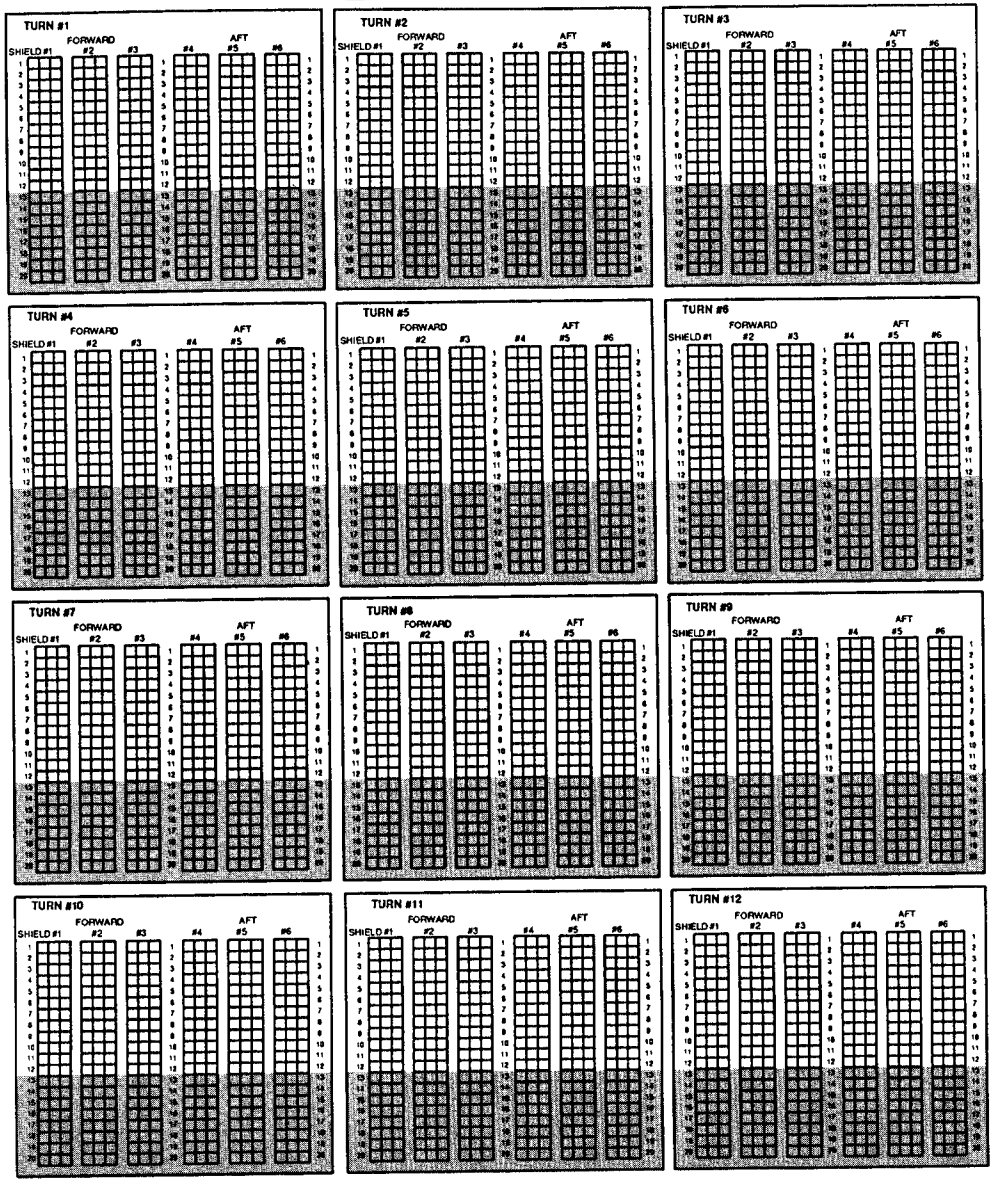
SHIELDS

SHIELD TYPE GSK SHIELD POINT RATIO 1 / 2 MAXIMUM SHIELD POWER 12

SHIELD POINTS AVAILABLE

#1	#2	#3	#4	#5	#6	#7	#8	#9	#10	#11	#12

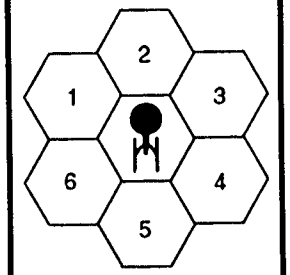
DAMAGE CHART A B (C)



DAMAGE POINT RECORD

TURN #1 _____	TURN #5 _____	TURN # 9 _____
#2 _____	#6 _____	#10 _____
#3 _____	#7 _____	#11 _____
#4 _____	#8 _____	#12 _____

SHIELDS DIAGRAM



SYSTEMS REPAIR STATUS

	1ST HIT	2ND HIT	3RD HIT	4TH HIT	5TH HIT
SENSORS	1-8	1-6	1-4	1-2	OUT
SHIELD #1	1-8	1-6	1-4	1-2	OUT
#2	1-8	1-6	1-4	1-2	OUT
#3	1-8	1-6	1-4	1-2	OUT
#4	1-8	1-6	1-4	1-2	OUT
#5	1-8	1-6	1-4	1-2	OUT
#6	1-8	1-6	1-4	1-2	OUT

ENGINEERING GRIDS

SHIELDS	1-8	1-6	1-4	1-2	OUT
WEAPONS	1-8	1-6	1-4	1-2	OUT
MANEUVER	1-8	1-6	1-4	1-2	OUT

SUPERSTRUCTURE DAMAGE TRACK

1	2	3	4	5	6	7	8	9	10	11	12	13	14	15	16	17	18	19	20
21	22	23	24	25	26	27	28	29	30	31	32	33	34	35	36	37	38	39	40
41	42	43	44	45	46	47	48	49	50	51	52	53	54	55	56	57	58	59	60

CREW 170

CASUALTY MODIFIER TRACK

0–19%	20–39%	40–59%	60–69%	70% +
0	–1	–2	–5	NO FIRING
	–10%	–20%	–50%	

PERCENT CASUALTIES TRACK

1	2	3	4	5	6	7	8	9	10	11	12	13	14	15	16	17	18	19	20
21	22	23	24	25	26	27	28	29	30	31	32	33	34	35	36	37	38	39	40
41	42	43	44	45	46	47	48	49	50	51	52	53	54	55	56	57	58	59	60
61	62	63	64	65	66	67	68	69	70	71	72	73	74	75	76	77	78	79	80
81	82	83	84	85	86	87	88	89	90	91	92	93	94	95	96	97	98	99	100

FASA CORPORATION

PERMISSION GRANTED TO PHOTOCOPY FOR PERSONAL USE

MASTER CONTROL PANEL

Race GORN
Vessel Class MA-12D
Vessel Name _____ Captain's Name _____
D 78.6 Captain's Skill Rating _____
WDF 32.4 Crew Efficiency Rating _____

ENGINEERING DISPLAY

IMPULSE ENGINE POWER TRACK
Type GIB-3: 1 2 3 4 5 6 7 8 9 10 11 12 13 14 15 16 17 18 19 20 / 21 22 23 24 25 26 27 28 29 30 31 32 33 34 35 36 37 38 39 40

WARP ENGINE PORT POWER TRACK
Type GWD-1: 1 2 3 4 5 6 7 8 9 10 11 12 13 14 15 16 17 18 19 20 / 21 22 23 24 25 26 27 28 29 30 31 32 33 34 35 36 37 38 39 40

WARP ENGINE STARBOARD POWER TRACK
Type GWD-1: 1 2 3 4 5 6 7 8 9 10 11 12 13 14 15 16 17 18 19 20 / 21 22 23 24 25 26 27 28 29 30 31 32 33 34 35 36 37 38 39 40

	TURN #1	#2	#3	#4	#5	#6	#7	#8	#9	#10	#11	#12
Total Power Units Available	36											
Power To Movement (Movement Point Ratio 4/1)												
Power To Shields (Shield Point Ratio 1/2)												
Power To Weapons												
Power to Cloak (Points To Power ___)												

HELM DISPLAY

STRESS CHARTS
ENGINE: 0 SUPERSTRUCTURE: 2 WARP SPEED _____

	TURN #1	#2	#3	#4	#5	#6	#7	#8	#9	#10	#11	#12
MOVEMENT POINTS												
SENSORS STATUS	D O L	D O L	D O L	D O L	D O L	D O L	D O L	D O L	D O L	D O L	D O L	D O L
CLOAK STATUS	ON OFF	ON OFF	ON OFF	ON OFF	ON OFF	ON OFF	ON OFF	ON OFF	ON OFF	ON OFF	ON OFF	ON OFF

WEAPONS DISPLAY

Beam Type GBL-7	Missile Type GP-2
Firing Chart R	Firing Chart K
Maximum Power 5	Power To Arm 2
Damage Modifiers +3(1-6) +2(7-12) +1(13-16)	Damage 10
Beam Type _____	Missile Type _____
Firing Chart _____	Firing Chart _____
Maximum Power _____	Power To Arm _____
Damage Modifiers +3(-) +2(-) +1(-)	Damage _____

	TURN #1	#2	#3	#4	#5	#6	#7	#8	#9	#10	#11	#12
Type GBL-7 ■OPER ☐DMGD ☐REPD ☐INOP Firing Arc P F S A												
Type GBL-7 ■OPER ☐DMGD ☐REPD ☐INOP Firing Arc P F S A												
Type GBL-7 ■OPER ☐DMGD ☐REPD ☐INOP Firing Arc P F S A												
Type GBL-7 ■OPER ☐DMGD ☐REPD ☐INOP Firing Arc P F S A												
Type GBL-7 ■OPER ☐DMGD ☐REPD ☐INOP Firing Arc P F S A												
Type GBL-7 ■OPER ☐DMGD ☐REPD ☐INOP Firing Arc P F S A												
Type ☐OPER ☐DMGD ☐REPD ☐INOP Firing Arc P F S A												
Type GP-2 ■OPER ☐DMGD ☐REPD ☐INOP Firing Arc P F S A												
Type GP-2 ■OPER ☐DMGD ☐REPD ☐INOP Firing Arc P F S A												
Type ☐OPER ☐DMGD ☐REPD ☐INOP Firing Arc P F S A												
Type ☐OPER ☐DMGD ☐REPD ☐INOP Firing Arc P F S A												
Type ☐OPER ☐DMGD ☐REPD ☐INOP Firing Arc P F S A												
Type ☐OPER ☐DMGD ☐REPD ☐INOP Firing Arc P F S A												
Type ☐OPER ☐DMGD ☐REPD ☐INOP Firing Arc P F S A												
Type ☐OPER ☐DMGD ☐REPD ☐INOP Firing Arc P F S A												
Type ☐OPER ☐DMGD ☐REPD ☐INOP Firing Arc P F S A												
Type ☐OPER ☐DMGD ☐REPD ☐INOP Firing Arc P F S A												
Type ☐OPER ☐DMGD ☐REPD ☐INOP Firing Arc P F S A												
Type ☐OPER ☐DMGD ☐REPD ☐INOP Firing Arc P F S A												
Type ☐OPER ☐DMGD ☐REPD ☐INOP Firing Arc P F S A												
Type ☐OPER ☐DMGD ☐REPD ☐INOP Firing Arc P F S A												

DAMAGE CONTROL DISPLAY

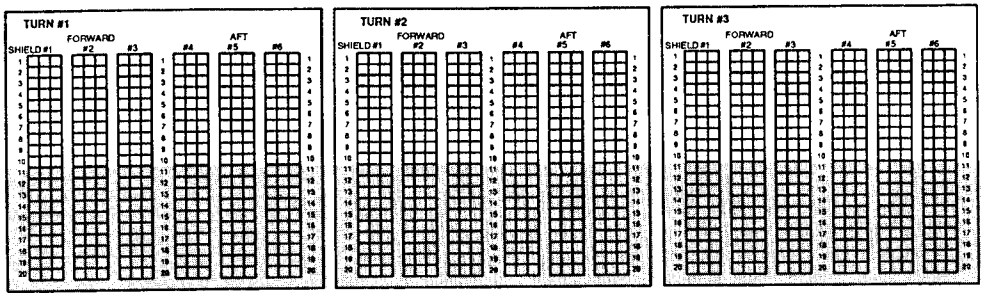
SHIELDS

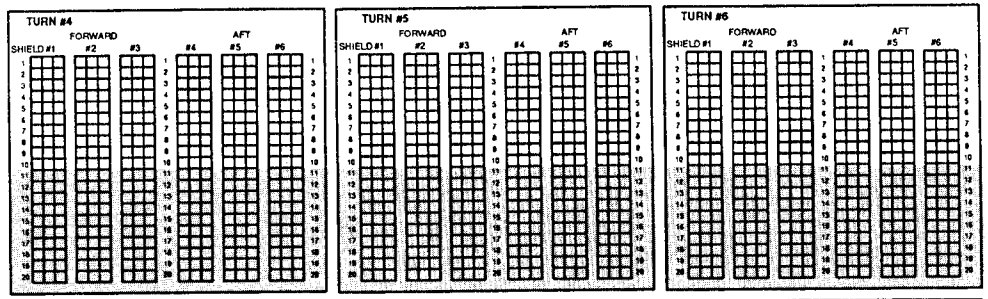
SHIELD TYPE 6SH SHIELD POINT RATIO 1 / 2 MAXIMUM SHIELD POWER 10

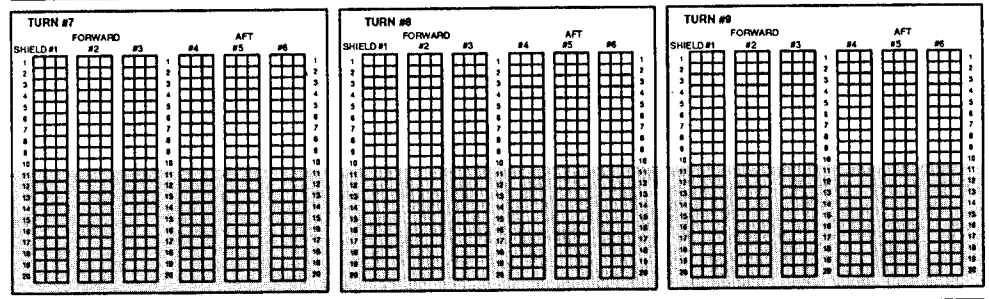
SHIELD POINTS AVAILABLE

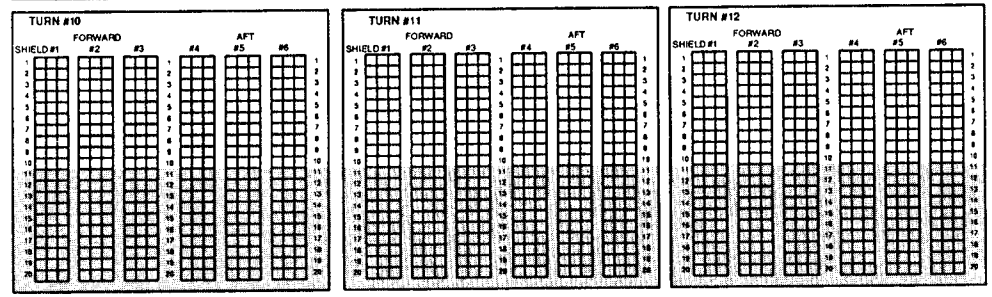
#1	#2	#3	#4	#5	#6	#7	#8	#9	#10	#11	#12

DAMAGE CHART A B ©





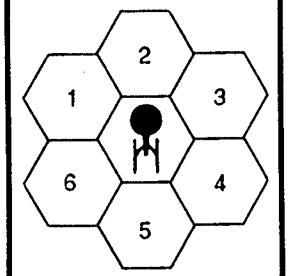




DAMAGE POINT RECORD

TURN #1 _____	TURN #5 _____	TURN # 9 _____
#2 _____	#6 _____	#10 _____
#3 _____	#7 _____	#11 _____
#4 _____	#8 _____	#12 _____

SHIELDS DIAGRAM



SYSTEMS REPAIR STATUS

	1ST HIT	2ND HIT	3RD HIT	4TH HIT	5TH HIT
SENSORS	1-6	1-5	1-4	1-2	OUT
SHIELD #1	1-6	1-6	1-4	1-2	OUT
#2	1-6	1-6	1-4	1-2	OUT
#3	1-6	1-6	1-4	1-2	OUT
#4	1-6	1-6	1-4	1-2	OUT
#5	1-5	1-6	1-4	1-2	OUT
#6	1-6	1-6	1-4	1-2	OUT
ENGINEERING GRIDS					
SHIELDS	1-6	1-6	1-4	1-2	OUT
WEAPONS	1-6	1-6	1-4	1-2	OUT
MANEUVER	1-6	1-6	1-4	1-2	OUT

SUPERSTRUCTURE DAMAGE TRACK

1	2	3	4	5	6	7	8	9	10	11	12	13	14	15	16	17	18	19	20
21	22	23	24	25	26	27	28	29	30	31	32	33	34	35	36	37	38	39	40
41	42	43	44	45	46	47	48	49	50	51	52	53	54	55	56	57	58	59	60

CREW 136

CASUALTY MODIFIER TRACK

0–19%	20–39%	40–59%	60–69%	70 % +
0	–1	–2	–5	NO FIRING
	–10%	–20%	–50%	

PERCENT CASUALTIES TRACK

1	2	3	4	5	6	7	8	9	10	11	12	13	14	15	16	17	18	19	20
21	22	23	24	25	26	27	28	29	30	31	32	33	34	35	36	37	38	39	40
41	42	43	44	45	46	47	48	49	50	51	52	53	54	55	56	57	58	59	60
61	62	63	64	65	66	67	68	69	70	71	72	73	74	75	76	77	78	79	80
81	82	83	84	85	86	87	88	89	90	91	92	93	94	95	96	97	98	99	100

PERMISSION GRANTED TO PHOTOCOPY FOR PERSONAL USE

FASA CORPORATION

MASTER CONTROL PANEL

Race GORN
Vessel Class SS-3A
Vessel Name _____ Captain's Name _____
D 58.6 Captain's Skill Rating _____
WDF 21.5 Crew Efficiency Rating _____

ENGINEERING DISPLAY

IMPULSE ENGINE POWER TRACK
Type GIB-3

1	2	3	4	5	6	7	8	9	10	11	12	13	14	15	16	17	18	19	20
21	22	23	24	25	26	27	28	29	30	31	32	33	34	35	36	37	38	39	40

WARP ENGINE PORT POWER TRACK
Type GWC-1

1	2	3	4	5	6	7	8	9	10	11	12	13	14	15	16	17	18	19	20
21	22	23	24	25	26	27	28	29	30	31	32	33	34	35	36	37	38	39	40

WARP ENGINE STARBOARD POWER TRACK
Type GWC-1

1	2	3	4	5	6	7	8	9	10	11	12	13	14	15	16	17	18	19	20
21	22	23	24	25	26	27	28	29	30	31	32	33	34	35	36	37	38	39	40

	TURN #1	#2	#3	#4	#5	#6	#7	#8	#9	#10	#11	#12
Total Power Units Available	36											
Power To Movement (Movement Point Ratio 4/1)												
Power To Shields (Shield Point Ratio 1/1)												
Power To Weapons												
Power to Cloak (Points To Power ___)												

HELM DISPLAY

STRESS CHARTS
ENGINE: M SUPERSTRUCTURE: O WARP SPEED _____

	TURN #1	#2	#3	#4	#5	#6	#7	#8	#9	#10	#11	#12
MOVEMENT POINTS												
SENSORS STATUS	D O L	D O L	D O L	D O L	D O L	D O L	D O L	D O L	D O L	D O L	D O L	D O L
CLOAK STATUS	ON OFF	ON OFF	ON OFF	ON OFF	ON OFF	ON OFF	ON OFF	ON OFF	ON OFF	ON OFF	ON OFF	ON OFF

WEAPONS DISPLAY

Beam Type GBL-3	Missile Type GP-3
Firing Chart K	Firing Chart O
Maximum Power 3	Power To Arm 2
Damage Modifiers +3(1-5) +2(6-10) +1(11-15)	Damage 8
Beam Type _____	Missile Type _____
Firing Chart _____	Firing Chart _____
Maximum Power _____	Power To Arm _____
Damage Modifiers +3(-) +2(-) +1(-)	Damage _____

	TURN #1	#2	#3	#4	#5	#6	#7	#8	#9	#10	#11	#12
Type GBL-3 ■OPER ☐DMGD ☐REPD ☐INOP Firing Arc (P)(F)(A)S												
Type GBL-3 ■OPER ☐DMGD ☐REPD ☐INOP Firing Arc (P)(F)(A)S												
Type GBL-3 ■OPER ☐DMGD ☐REPD ☐INOP Firing Arc P(F)(A)S												
Type GBL-3 ■OPER ☐DMGD ☐REPD ☐INOP Firing Arc P(F)(A)S												
Type ☐OPER ☐DMGD ☐REPD ☐INOP Firing Arc P F A S												
Type GP-3 ■OPER ☐DMGD ☐REPD ☐INOP Firing Arc P(F)(A)S												
Type GP-3 ■OPER ☐DMGD ☐REPD ☐INOP Firing Arc P(F)(A)S												
Type ☐OPER ☐DMGD ☐REPD ☐INOP Firing Arc P F A S												
Type ☐OPER ☐DMGD ☐REPD ☐INOP Firing Arc P F A S												
Type ☐OPER ☐DMGD ☐REPD ☐INOP Firing Arc P F A S												
Type ☐OPER ☐DMGD ☐REPD ☐INOP Firing Arc P F A S												
Type ☐OPER ☐DMGD ☐REPD ☐INOP Firing Arc P F A S												
Type ☐OPER ☐DMGD ☐REPD ☐INOP Firing Arc P F A S												
Type ☐OPER ☐DMGD ☐REPD ☐INOP Firing Arc P F A S												
Type ☐OPER ☐DMGD ☐REPD ☐INOP Firing Arc P F A S												
Type ☐OPER ☐DMGD ☐REPD ☐INOP Firing Arc P F A S												
Type ☐OPER ☐DMGD ☐REPD ☐INOP Firing Arc P F A S												
Type ☐OPER ☐DMGD ☐REPD ☐INOP Firing Arc P F A S												
Type ☐OPER ☐DMGD ☐REPD ☐INOP Firing Arc P F A S												
Type ☐OPER ☐DMGD ☐REPD ☐INOP Firing Arc P F A S												
Type ☐OPER ☐DMGD ☐REPD ☐INOP Firing Arc P F A S												
Type ☐OPER ☐DMGD ☐REPD ☐INOP Firing Arc P F A S												

DAMAGE CONTROL DISPLAY

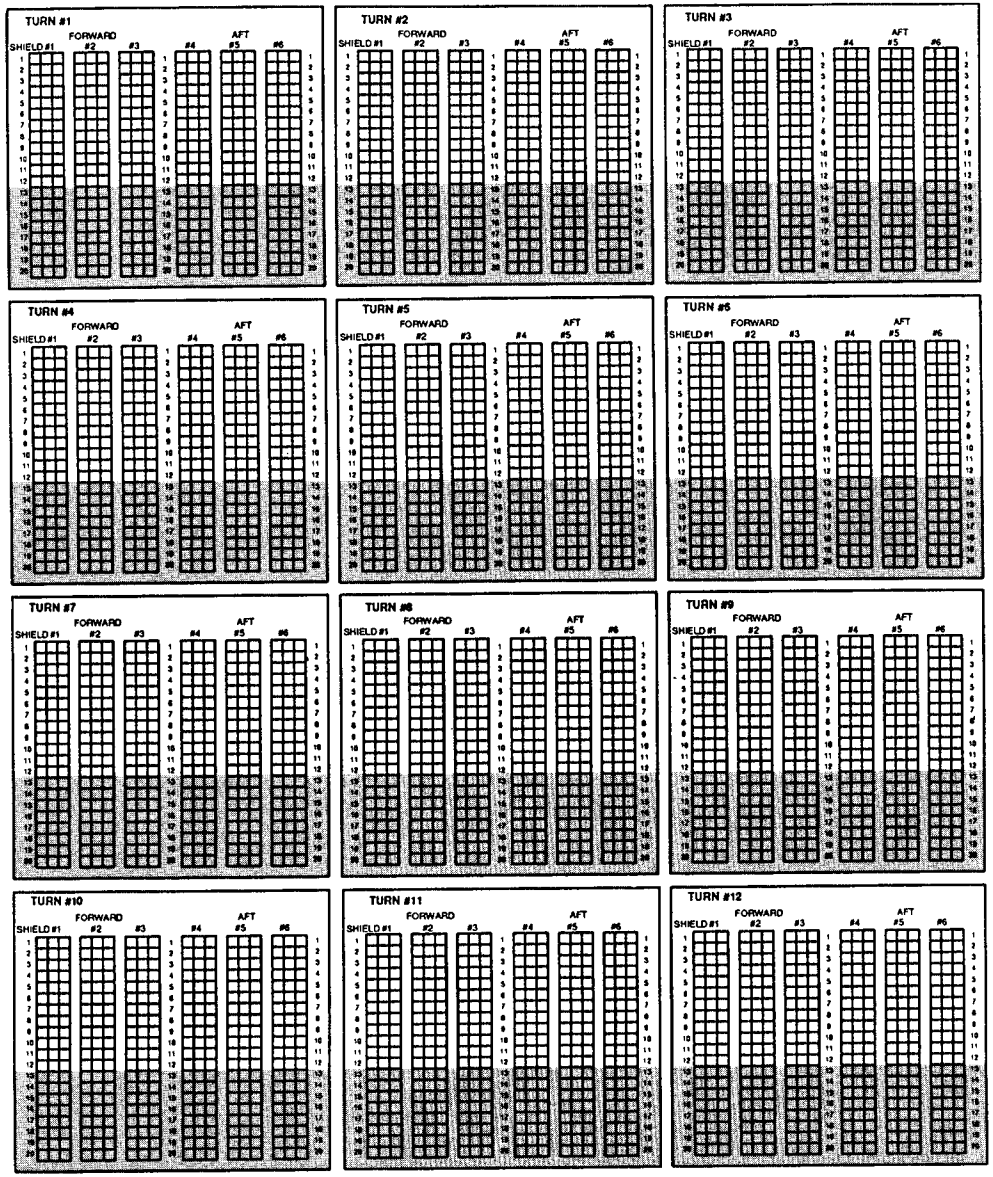
SHIELDS

SHIELD TYPE GSG SHIELD POINT RATIO 1 / 1 MAXIMUM SHIELD POWER 12

SHIELD POINTS AVAILABLE

#1	#2	#3	#4	#5	#6	#7	#8	#9	#10	#11	#12

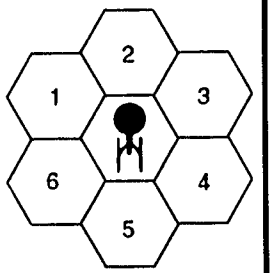
DAMAGE CHART A B (C)



DAMAGE POINT RECORD

TURN #1 _____	TURN #5 _____	TURN # 9 _____
#2 _____	#6 _____	#10 _____
#3 _____	#7 _____	#11 _____
#4 _____	#8 _____	#12 _____

SHIELDS DIAGRAM



SYSTEMS REPAIR STATUS

	1ST HIT	2ND HIT	3RD* HIT	4TH HIT	5TH HIT
SENSORS	1-6	1-6	1-4	1-2	OUT
SHIELD #1	1-6	1-6	1-4	1-2	OUT
#2	1-6	1-6	1-4	1-2	OUT
#3	1-6	1-6	1-4	1-2	OUT
#4	1-6	1-6	1-4	1-2	OUT
#5	1-6	1-6	1-4	1-2	OUT
#6	1-6	1-6	1-4	1-2	OUT
ENGINEERING GRIDS					
SHIELDS	1-6	1-6	1-4	1-2	OUT
WEAPONS	1-6	1-6	1-4	1-2	OUT
MANEUVER	1-6	1-6	1-4	1-2	OUT

SUPERSTRUCTURE DAMAGE TRACK

1	2	3	4	5	6	7	8	9	10	11	12	13	14	15	16	17	18	19	20
21	22	23	24	25	26	27	28	29	30	31	32	33	34	35	36	37	38	39	40
41	42	43	44	45	46	47	48	49	50	51	52	53	54	55	56	57	58	59	60

CREW 100

CASUALTY MODIFIER TRACK

0–19%	20–39%	40–59%	60–69%	70% +
0	–1 –10%	–2 –20%	–5 –50%	NO FIRING

PERCENT CASUALTIES TRACK

1	2	3	4	5	6	7	8	9	10	11	12	13	14	15	16	17	18	19	20
21	22	23	24	25	26	27	28	29	30	31	32	33	34	35	36	37	38	39	40
41	42	43	44	45	46	47	48	49	50	51	52	53	54	55	56	57	58	59	60
61	62	63	64	65	66	67	68	69	70	71	72	73	74	75	76	77	78	79	80
81	82	83	84	85	86	87	88	89	90	91	92	93	94	95	96	97	98	99	100

FASA CORPORATION

PERMISSION GRANTED TO PHOTOCOPY FOR PERSONAL USE

MASTER CONTROL PANEL

Race ORION
Vessel Class LIGHTNING MODEL 1
Vessel Name _____ Captain's Name _____
D 81.4 Captain's Skill Rating _____
WDF 18.0 Crew Efficiency Rating _____

ENGINEERING DISPLAY

IMPULSE ENGINE POWER TRACK
Type OIB-3

1	2	3	4	5	6	7	8	9	10	11	12	13	14	15	16	17	18	19	20
21	22	23	24	25	26	27	28	29	30	31	32	33	34	35	36	37	38	39	40

WARP ENGINE PORT POWER TRACK
Type OWA-1

1	2	3	4	5	6	7	8	9	10	11	12	13	14	15	16	17	18	19	20
21	22	23	24	25	26	27	28	29	30	31	32	33	34	35	36	37	38	39	40

WARP ENGINE STARBOARD POWER TRACK
Type OWA-1

1	2	3	4	5	6	7	8	9	10	11	12	13	14	15	16	17	18	19	20
21	22	23	24	25	26	27	28	29	30	31	32	33	34	35	36	37	38	39	40

	TURN #1	#2	#3	#4	#5	#6	#7	#8	#9	#10	#11	#12
Total Power Units Available	33											
Power To Movement (Movement Point Ratio 3/1)												
Power To Shields (Shield Point Ratio 1/3)												
Power To Weapons												
Power to Cloak (Points To Power ____)												

HELM DISPLAY

STRESS CHARTS
ENGINE: G SUPERSTRUCTURE: F WARP SPEED _____

	TURN #1	#2	#3	#4	#5	#6	#7	#8	#9	#10	#11	#12
MOVEMENT POINTS												
SENSORS STATUS	D O L	D O L	D O L	D O L	D O L	D O L	D O L	D O L	D O L	D O L	D O L	D O L
CLOAK STATUS	ON OFF	ON OFF	ON OFF	ON OFF	ON OFF	ON OFF	ON OFF	ON OFF	ON OFF	ON OFF	ON OFF	ON OFF

WEAPONS DISPLAY

Beam Type OD-3	Missile Type _____
Firing Chart R	Firing Chart _____
Maximum Power 4	Power To Arm _____
Damage Modifiers +3(–) +2(–) +1(1–16)	Damage _____
Beam Type _____	Missile Type _____
Firing Chart _____	Firing Chart _____
Maximum Power _____	Power To Arm _____
Damage Modifiers +3(–) +2(–) +1(–)	Damage _____

	TURN #1	#2	#3	#4	#5	#6	#7	#8	#9	#10	#11	#12
Type OD-3 ■OPER ☐DMGD ☐REPD ☐INOP Firing Arc (P)(F)(S)(A)												
Type OD-3 ■OPER ☐DMGD ☐REPD ☐INOP Firing Arc (P)(F)(S)(A)												
Type OD-3 ■OPER ☐DMGD ☐REPD ☐INOP Firing Arc (P)(F)(S)(A)												
Type OD-3 ■OPER ☐DMGD ☐REPD ☐INOP Firing Arc (P) F S A												
Type OD-3 ■OPER ☐DMGD ☐REPD ☐INOP Firing Arc P F (S) A												
Type OD-3 ■OPER ☐DMGD ☐REPD ☐INOP Firing Arc P F S (A)												
Type _____ ☐OPER ☐DMGD ☐REPD ☐INOP Firing Arc P F S A												
Type _____ ☐OPER ☐DMGD ☐REPD ☐INOP Firing Arc P F S A												
Type _____ ☐OPER ☐DMGD ☐REPD ☐INOP Firing Arc P F S A												
Type _____ ☐OPER ☐DMGD ☐REPD ☐INOP Firing Arc P F S A												
Type _____ ☐OPER ☐DMGD ☐REPD ☐INOP Firing Arc P F S A												
Type _____ ☐OPER ☐DMGD ☐REPD ☐INOP Firing Arc P F S A												
Type _____ ☐OPER ☐DMGD ☐REPD ☐INOP Firing Arc P F S A												
Type _____ ☐OPER ☐DMGD ☐REPD ☐INOP Firing Arc P F S A												
Type _____ ☐OPER ☐DMGD ☐REPD ☐INOP Firing Arc P F S A												
Type _____ ☐OPER ☐DMGD ☐REPD ☐INOP Firing Arc P F S A												
Type _____ ☐OPER ☐DMGD ☐REPD ☐INOP Firing Arc P F S A												
Type _____ ☐OPER ☐DMGD ☐REPD ☐INOP Firing Arc P F S A												
Type _____ ☐OPER ☐DMGD ☐REPD ☐INOP Firing Arc P F S A												
Type _____ ☐OPER ☐DMGD ☐REPD ☐INOP Firing Arc P F S A												
Type _____ ☐OPER ☐DMGD ☐REPD ☐INOP Firing Arc P F S A												

DAMAGE CONTROL DISPLAY

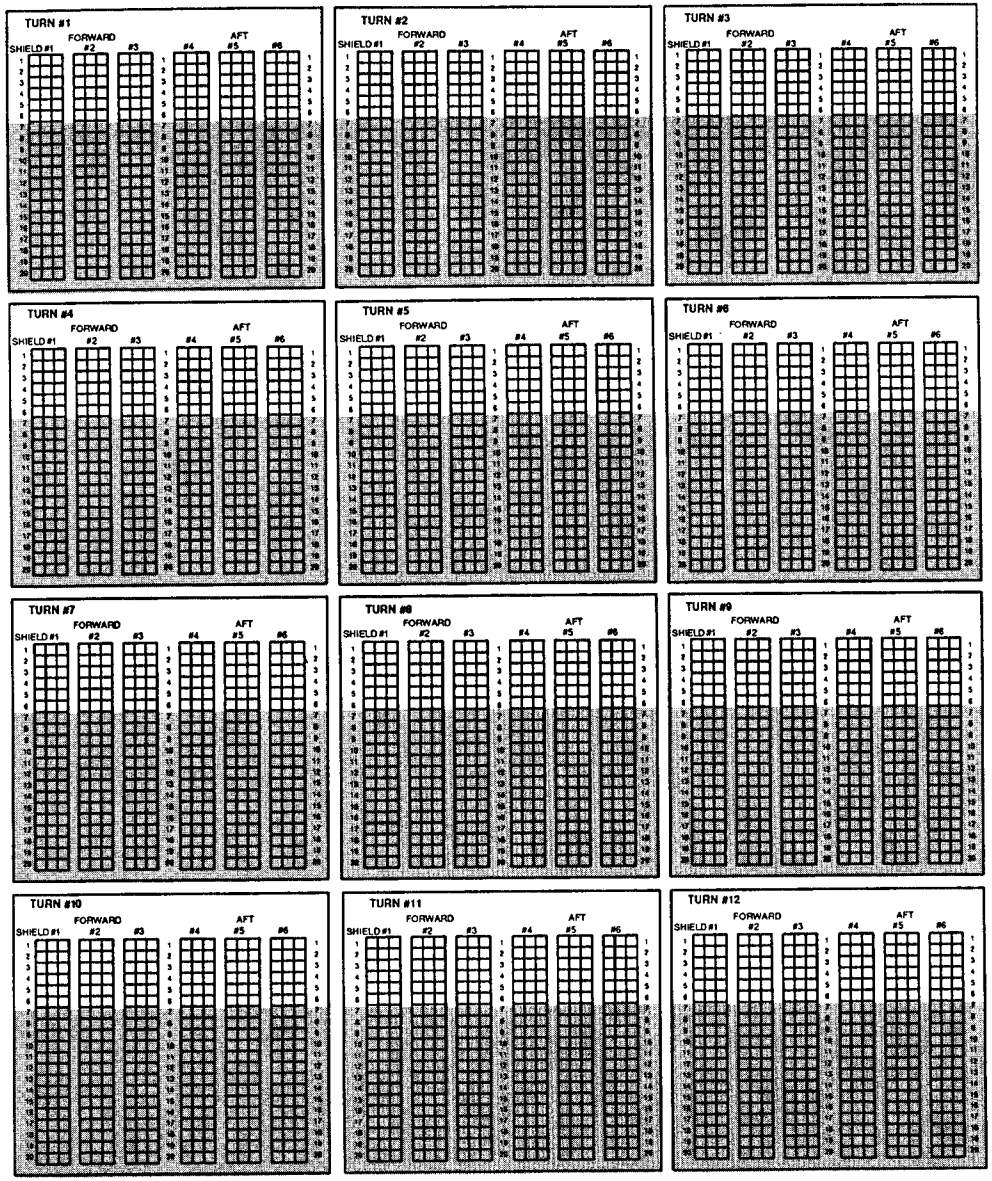
SHIELDS

SHIELD TYPE OSF SHIELD POINT RATIO 1 / 3 MAXIMUM SHIELD POWER 6

SHIELD POINTS AVAILABLE

#1	#2	#3	#4	#5	#6	#7	#8	#9	#10	#11	#12

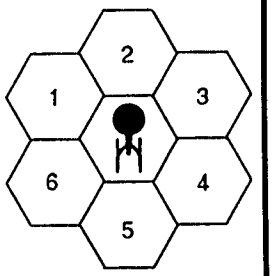
DAMAGE CHART A B (C)



DAMAGE POINT RECORD

TURN #1 _____	TURN #5 _____	TURN # 9 _____
#2 _____	#6 _____	#10 _____
#3 _____	#7 _____	#11 _____
#4 _____	#8 _____	#12 _____

SHIELDS DIAGRAM



SYSTEMS REPAIR STATUS

	1ST HIT	2ND HIT	3RD HIT*	4TH HIT	5TH HIT
SENSORS	1-6	1-6	1-4	1-2	OUT
SHIELD #1	1-6	1-6	1-4	1-2	OUT
#2	1-6	1-6	1-4	1-2	OUT
#3	1-6	1-6	1-4	1-2	OUT
#4	1-6	1-6	1-4	1-2	OUT
#5	1-6	1-6	1-4	1-2	OUT
#6	1-6	1-6	1-4	1-2	OUT

ENGINEERING GRIDS

SHIELDS	1-6	1-6	1-4	1-2	OUT
WEAPONS	1-6	1-6	1-4	1-2	OUT
MANEUVER	1-6	1-6	1-4	1-2	OUT

SUPERSTRUCTURE DAMAGE TRACK

1	2	3	4	5	6	7	8	9	10	11	12	13	14	15	16	17	18	19	20
21	22	23	24	25	26	27	28	29	30	31	32	33	34	35	36	37	38	39	40
41	42	43	44	45	46	47	48	49	50	51	52	53	54	55	56	57	58	59	60

CREW 23

CASUALTY MODIFIER TRACK

0–19%	20–39%	40–59%	60–69%	70% +
0	–1	–2	–5	NO
	–10%	–20%	–50%	FIRING

PERCENT CASUALTIES TRACK

1	2	3	4	5	6	7	8	9	10	11	12	13	14	15	16	17	18	19	20
21	22	23	24	25	26	27	28	29	30	31	32	33	34	35	36	37	38	39	40
41	42	43	44	45	46	47	48	49	50	51	52	53	54	55	56	57	58	59	60
61	62	63	64	65	66	67	68	69	70	71	72	73	74	75	76	77	78	79	80
81	82	83	84	85	86	87	88	89	90	91	92	93	94	95	96	97	98	99	100

FASA CORPORATION

PERMISSION GRANTED TO PHOTOCOPY FOR PERSONAL USE

MASTER CONTROL PANEL

Race ORION

Vessel Class WANDERER MODEL A

Vessel Name _____ Captain's Name _____

D 148.0 Captain's Skill Rating _____

WDF 38.2 Crew Efficiency Rating _____

ENGINEERING DISPLAY

IMPULSE ENGINE POWER TRACK

Type OIB-3

1	2	3	4	5	6	7	8	9	10	11	12	13	14	15	16	17	18	19	20
21	22	23	24	25	26	27	28	29	30	31	32	33	34	35	36	37	38	39	40

WARP ENGINE PORT POWER TRACK

Type OWA-2

1	2	3	4	5	6	7	8	9	10	11	12	13	14	15	16	17	18	19	20
21	22	23	24	25	26	27	28	29	30	31	32	33	34	35	36	37	38	39	40

WARP ENGINE STARBOARD POWER TRACK

Type OWA-2

1	2	3	4	5	6	7	8	9	10	11	12	13	14	15	16	17	18	19	20
21	22	23	24	25	26	27	28	29	30	31	32	33	34	35	36	37	38	39	40

	TURN #1	#2	#3	#4	#5	#6	#7	#8	#9	#10	#11	#12
Total Power Units Available	37											
Power To Movement Movement Point Ratio 2/1												
Power To Shields Shield Point Ratio 1/4												
Power To Weapons												
Power to Cloak Points To Power ___												

HELM DISPLAY

STRESS CHARTS

ENGINE: G SUPERSTRUCTURE: F WARP SPEED _____

	TURN #1	#2	#3	#4	#5	#6	#7	#8	#9	#10	#11	#12
MOVEMENT POINTS												
SENSORS STATUS	D O L	D O L	D O L	D O L	D O L	D O L	D O L	D O L	D O L	D O L	D O L	D O L
CLOAK STATUS	ON OFF	ON OFF	ON OFF	ON OFF	ON OFF	ON OFF	ON OFF	ON OFF	ON OFF	ON OFF	ON OFF	ON OFF

WEAPONS DISPLAY

Beam Type OD-4	Missile Type FP-1
Firing Chart T	Firing Chart L
Maximum Power 6	Power To Arm 1
Damage Modifiers +3(–) +2(1-18 +1(–)	Damage 10
Beam Type _____	Missile Type _____
Firing Chart _____	Firing Chart _____
Maximum Power _____	Power To Arm _____
Damage Modifiers +3(–) +2(–) +1(–)	Damage _____

	TURN #1	#2	#3	#4	#5	#6	#7	#8	#9	#10	#11	#12
Type OD-4 OPER DMGD REPD INOP Firing Arc P F S A												
Type OD-4 OPER DMGD REPD INOP Firing Arc P F S A												
Type OD-4 OPER DMGD REPD INOP Firing Arc P F S A												
Type OD-4 OPER DMGD REPD INOP Firing Arc P F S A												
Type _____ OPER DMGD REPD INOP Firing Arc P F S A												
Type FP-1 OPER DMGD REPD INOP Firing Arc P F S A												
Type FP-1 OPER DMGD REPD INOP Firing Arc P F S A												
Type FP-1 OPER DMGD REPD INOP Firing Arc P F S A												
Type FP-1 OPER DMGD REPD INOP Firing Arc P F S A												
Type _____ OPER DMGD REPD INOP Firing Arc P F S A												
Type _____ OPER DMGD REPD INOP Firing Arc P F S A												
Type _____ OPER DMGD REPD INOP Firing Arc P F S A												
Type _____ OPER DMGD REPD INOP Firing Arc P F S A												
Type _____ OPER DMGD REPD INOP Firing Arc P F S A												
Type _____ OPER DMGD REPD INOP Firing Arc P F S A												
Type _____ OPER DMGD REPD INOP Firing Arc P F S A												
Type _____ OPER DMGD REPD INOP Firing Arc P F S A												
Type _____ OPER DMGD REPD INOP Firing Arc P F S A												
Type _____ OPER DMGD REPD INOP Firing Arc P F S A												
Type _____ OPER DMGD REPD INOP Firing Arc P F S A												
Type _____ OPER DMGD REPD INOP Firing Arc P F S A												

DAMAGE CONTROL DISPLAY

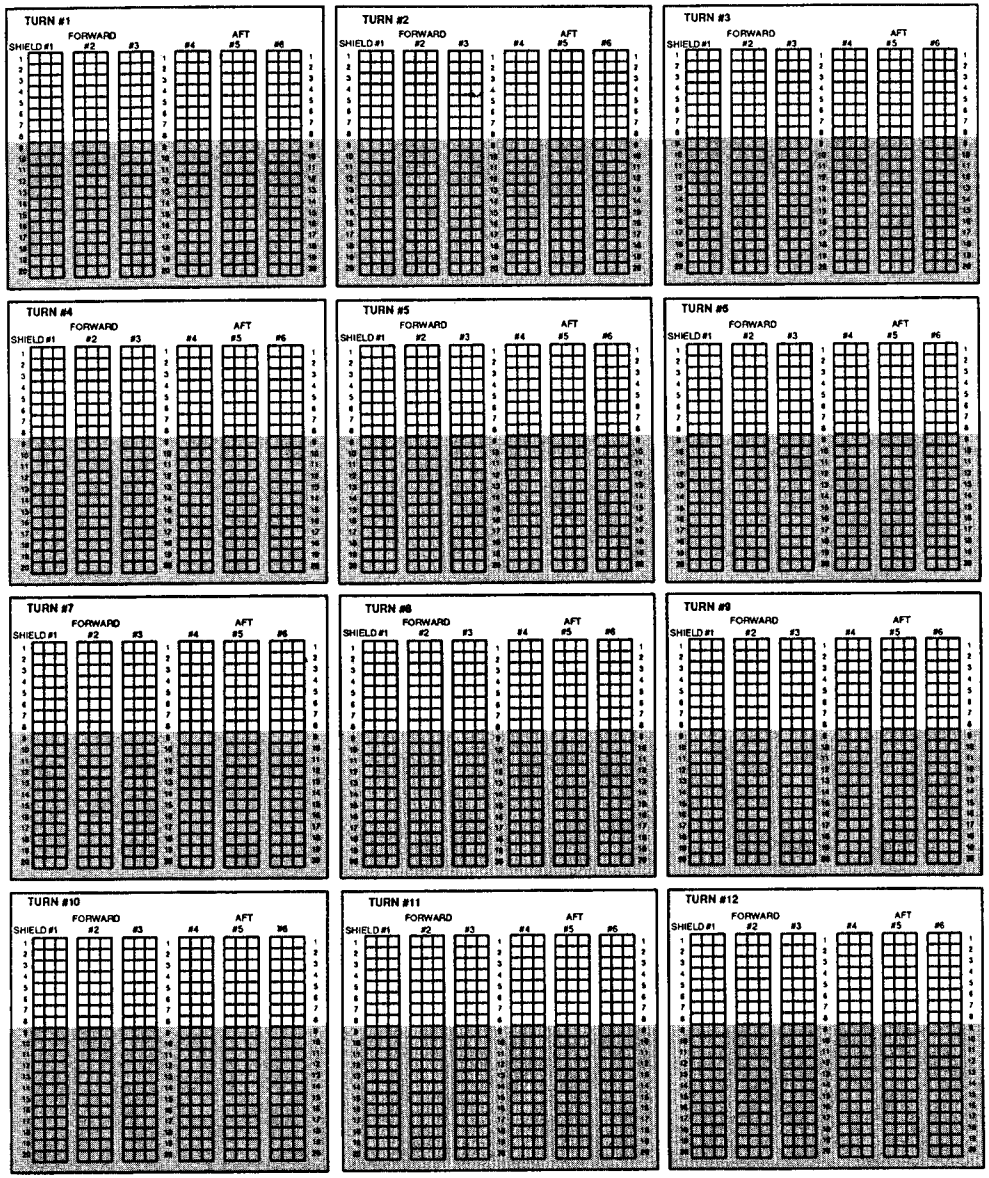
SHIELDS

SHIELD TYPE OSJ SHIELD POINT RATIO 1 / 4 MAXIMUM SHIELD POWER 8

SHIELD POINTS AVAILABLE

#1	#2	#3	#4	#5	#6	#7	#8	#9	#10	#11	#12

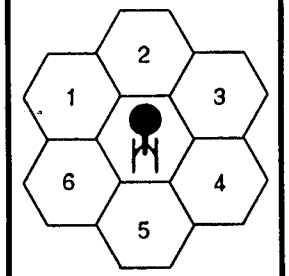
DAMAGE CHART A (B) C



DAMAGE POINT RECORD

TURN #1 _____	TURN #5 _____	TURN # 9 _____
#2 _____	#6 _____	#10 _____
#3 _____	#7 _____	#11 _____
#4 _____	#8 _____	#12 _____

SHIELDS DIAGRAM



SYSTEMS REPAIR STATUS

	1ST HIT	2ND HIT	3RD HIT	4TH HIT	5TH HIT
SENSORS	1-8	1-6	1-4	1-2	OUT
SHIELD #1	1-8	1-6	1-4	1-2	OUT
#2	1-8	1-6	1-4	1-2	OUT
#3	1-8	1-6	1-4	1-2	OUT
#4	1-8	1-6	1-4	1-2	OUT
#5	1-8	1-6	1-4	1-2	OUT
#6	1-8	1-6	1-4	1-2	OUT
ENGINEERING GRIDS					
SHIELDS	1-8	1-6	1-4	1-2	OUT
WEAPONS	1-8	1-6	1-4	1-2	OUT
MANEUVER	1-8	1-6	1-4	1-2	OUT

SUPERSTRUCTURE DAMAGE TRACK

1	2	3	4	5	6	7	8	9	10	11	12	13	14	15	16	17	18	19	20
21	22	23	24	25	26	27	28	29	30	31	32	33	34	35	36	37	38	39	40
41	42	43	44	45	46	47	48	49	50	51	52	53	54	55	56	57	58	59	60

CREW 102

CASUALTY MODIFIER TRACK

0–19%	20–39%	40–59%	60–69%	70 % +
0	–1 –10%	–2 –20%	–5 –50%	NO FIRING

PERCENT CASUALTIES TRACK

1	2	3	4	5	6	7	8	9	10	11	12	13	14	15	16	17	18	19	20
21	22	23	24	25	26	27	28	29	30	31	32	33	34	35	36	37	38	39	40
41	42	43	44	45	46	47	48	49	50	51	52	53	54	55	56	57	58	59	60
61	62	63	64	65	66	67	68	69	70	71	72	73	74	75	76	77	78	79	80
81	82	83	84	85	86	87	88	89	90	91	92	93	94	95	96	97	98	99	100

FASA CORPORATION

PERMISSION GRANTED TO PHOTOCOPY FOR PERSONAL USE

MASTER CONTROL PANEL

Race INDEPENDENT

Vessel Class MONARCH MK XXX

Vessel Name _____ Captain's Name _____

D UNLOADED 70.5 / LOADED 58.5 Captain's Skill Rating _____

WDF 0.0 Crew Efficiency Rating _____

ENGINEERING DISPLAY

IMPULSE ENGINE POWER TRACK

Type FIF-1

1	2	3	4	5	6	7	8	9	10	11	12	13	14	15	16	17	18	19	20
21	22	23	24	25	26	27	28	29	30	31	32	33	34	35	36	37	38	39	40

WARP ENGINE PORT POWER TRACK

Type FWE-2

1	2	3	4	5	6	7	8	9	10	11	12	13	14	15	16	17	18	19	20
21	22	23	24	25	26	27	28	29	30	31	32	33	34	35	36	37	38	39	40

WARP ENGINE STARBOARD POWER TRACK

Type FWE-2

1	2	3	4	5	6	7	8	9	10	11	12	13	14	15	16	17	18	19	20
21	22	23	24	25	26	27	28	29	30	31	32	33	34	35	36	37	38	39	40

	TURN #1	#2	#3	#4	#5	#6	#7	#8	#9	#10	#11	#12
Total Power Units Available	38											
Power To Movement Movement Point Ratio ___/___ UNLOADED 4/1 LOADED 7/1												
Power To Shields Shield Point Ratio 1 / 2												
Power To Weapons												
Power to Cloak Points To Power ___												

HELM DISPLAY

STRESS CHARTS

ENGINE: G SUPERSTRUCTURE: K WARP SPEED _____

	TURN #1	#2	#3	#4	#5	#6	#7	#8	#9	#10	#11	#12
MOVEMENT POINTS												
SENSORS STATUS	D O L	D O L	D O L	D O L	D O L	D O L	D O L	D O L	D O L	D O L	D O L	D O L
CLOAK STATUS	ON OFF	ON OFF	ON OFF	ON OFF	ON OFF	ON OFF	ON OFF	ON OFF	ON OFF	ON OFF	ON OFF	ON OFF

WEAPONS DISPLAY

Beam Type _____ Firing Chart _____ Maximum Power _____ Damage Modifiers +3(–) +2(–) +1(–)	Missile Type _____ Firing Chart _____ Power To Arm _____ Damage _____
Beam Type _____ Firing Chart _____ Maximum Power _____ Damage Modifiers +3(–) +2(–) +1(–)	Missile Type _____ Firing Chart _____ Power To Arm _____ Damage _____

Type _____ ☐OPER ☐DMGD ☐REPD ☐INOP Firing Arc P F A S	TURN #1	#2	#3	#4	#5	#6	#7	#8	#9	#10	#11	#12
Type _____ ☐OPER ☐DMGD ☐REPD ☐INOP Firing Arc P F A S												

DAMAGE CONTROL DISPLAY


SHIELDS

SHIELD TYPE FSN SHIELD POINT RATIO 1 / 2 MAXIMUM SHIELD POWER 16

SHIELD POINTS AVAILABLE

#1	#2	#3	#4	#5	#6	#7	#8	#9	#10	#11	#12

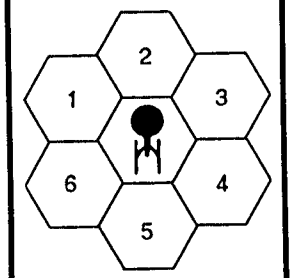
DAMAGE CHART A B C



DAMAGE POINT RECORD

TURN #1 _____	TURN #5 _____	TURN # 9 _____
#2 _____	#6 _____	#10 _____
#3 _____	#7 _____	#11 _____
#4 _____	#8 _____	#12 _____

SHIELDS DIAGRAM



SYSTEMS REPAIR STATUS

	1ST HIT	2ND HIT	3RD HIT	4TH HIT	5TH HIT
SENSORS	1-6	1-5	1-4	1-2	OUT
SHIELD #1	1-6	1-6	1-4	1-2	OUT
#2	1-6	1-6	1-4	1-2	OUT
#3	1-6	1-6	1-4	1-2	OUT
#4	1-6	1-6	1-4	1-2	OUT
#5	1-6	1-6	1-4	1-2	OUT
#6	1-6	1-6	1-4	1-2	OUT

ENGINEERING GRIDS

SHIELDS	1-6	1-6	1-4	1-2	OUT
WEAPONS	1-6	1-6	1-4	1-2	OUT
MANEUVER	1-6	1-6	1-4	1-2	OUT

SUPERSTRUCTURE DAMAGE TRACK

1	2	3	4	5	6	7	8	9	10	11	12	13	14	15	16	17	18	19	20
21	22	23	24	25	26	27	28	29	30	31	32	33	34	35	36	37	38	39	40
41	42	43	44	45	46	47	48	49	50	51	52	53	54	55	56	57	58	59	60

CREW 16

CASUALTY MODIFIER TRACK

0–19%	20–39%	40–59%	60–69%	70% +
0	–1	–2	–5	NO FIRING
	–10%	–20%	–50%	

PERCENT CASUALTIES TRACK

1	2	3	4	5	6	7	8	9	10	11	12	13	14	15	16	17	18	19	20
21	22	23	24	25	26	27	28	29	30	31	32	33	34	35	36	37	38	39	40
41	42	43	44	45	46	47	48	49	50	51	52	53	54	55	56	57	58	59	60
61	62	63	64	65	66	67	68	69	70	71	72	73	74	75	76	77	78	79	80
81	82	83	84	85	86	87	88	89	90	91	92	93	94	95	96	97	98	99	100

FASA CORPORATION

PERMISSION GRANTED TO PHOTOCOPY FOR PERSONAL USE

MASTER CONTROL PANEL

Race FEDERATION

Vessel Class LOTUS FLOWER MK XII

Vessel Name _____ Captain's Name _____

D UNLOADED 96.1 LOADED 67.6 Captain's Skill Rating _____

WDF 0 Crew Efficiency Rating _____

ENGINEERING DISPLAY

IMPULSE ENGINE POWER TRACK

Type FIB-3

1	2	3	4	5	6	7	8	9	10	11	12	13	14	15	16	17	18	19	20
21	22	23	24	25	26	27	28	29	30	31	32	33	34	35	36	37	38	39	40

WARP ENGINE PORT POWER TRACK

Type FWE-2

1	2	3	4	5	6	7	8	9	10	11	12	13	14	15	16	17	18	19	20
21	22	23	24	25	26	27	28	29	30	31	32	33	34	35	36	37	38	39	40

WARP ENGINE STARBOARD POWER TRACK

Type _____

1	2	3	4	5	6	7	8	9	10	11	12	13	14	15	16	17	18	19	20
21	22	23	24	25	26	27	28	29	30	31	32	33	34	35	36	37	38	39	40

	TURN #1	#2	#3	#4	#5	#6	#7	#8	#9	#10	#11	#12
Total Power Units Available	18											
Power To Movement Movement Point Ratio __/__												
UNLOADED 3/1 LOADED 7/1 Power To Shields Shield Point Ratio __/__												
Power To Weapons												
Power to Cloak Points To Power ___												

HELM DISPLAY

STRESS CHARTS

ENGINE: F SUPERSTRUCTURE: J WARP SPEED _____

	TURN #1	#2	#3	#4	#5	#6	#7	#8	#9	#10	#11	#12
MOVEMENT POINTS												
SENSORS STATUS	D O L	D O L	D O L	D O L	D O L	D O L	D O L	D O L	D O L	D O L	D O L	D O L
CLOAK STATUS	ON OFF	ON OFF	ON OFF	ON OFF	ON OFF	ON OFF	ON OFF	ON OFF	ON OFF	ON OFF	ON OFF	ON OFF

WEAPONS DISPLAY

Beam Type _____	Missile Type _____
Firing Chart _____	Firing Chart _____
Maximum Power _____	Power To Arm _____
Damage Modifiers +3(–) +2(–) +1(–)	Damage _____
Beam Type _____	Missile Type _____
Firing Chart _____	Firing Chart _____
Maximum Power _____	Power To Arm _____
Damage Modifiers +3(–) +2(–) +1(–)	Damage _____

	TURN #1	#2	#3	#4	#5	#6	#7	#8	#9	#10	#11	#12
Type _____ Firing Arc P F A S ☐OPER ☐DMGD ☐REPD ☐INOP												
Type _____ Firing Arc P F A S ☐OPER ☐DMGD ☐REPD ☐INOP												
Type _____ Firing Arc P F A S ☐OPER ☐DMGD ☐REPD ☐INOP												
Type _____ Firing Arc P F A S ☐OPER ☐DMGD ☐REPD ☐INOP												
Type _____ Firing Arc P F A S ☐OPER ☐DMGD ☐REPD ☐INOP												
Type _____ Firing Arc P F A S ☐OPER ☐DMGD ☐REPD ☐INOP												
Type _____ Firing Arc P F A S ☐OPER ☐DMGD ☐REPD ☐INOP												
Type _____ Firing Arc P F A S ☐OPER ☐DMGD ☐REPD ☐INOP												
Type _____ Firing Arc P F A S ☐OPER ☐DMGD ☐REPD ☐INOP												
Type _____ Firing Arc P F A S ☐OPER ☐DMGD ☐REPD ☐INOP												
Type _____ Firing Arc P F A S ☐OPER ☐DMGD ☐REPD ☐INOP												
Type _____ Firing Arc P F A S ☐OPER ☐DMGD ☐REPD ☐INOP												
Type _____ Firing Arc P F A S ☐OPER ☐DMGD ☐REPD ☐INOP												
Type _____ Firing Arc P F A S ☐OPER ☐DMGD ☐REPD ☐INOP												
Type _____ Firing Arc P F A S ☐OPER ☐DMGD ☐REPD ☐INOP												
Type _____ Firing Arc P F A S ☐OPER ☐DMGD ☐REPD ☐INOP												
Type _____ Firing Arc P F A S ☐OPER ☐DMGD ☐REPD ☐INOP												
Type _____ Firing Arc P F A S ☐OPER ☐DMGD ☐REPD ☐INOP												
Type _____ Firing Arc P F A S ☐OPER ☐DMGD ☐REPD ☐INOP												
Type _____ Firing Arc P F A S ☐OPER ☐DMGD ☐REPD ☐INOP												
Type _____ Firing Arc P F A S ☐OPER ☐DMGD ☐REPD ☐INOP												

DAMAGE CONTROL DISPLAY

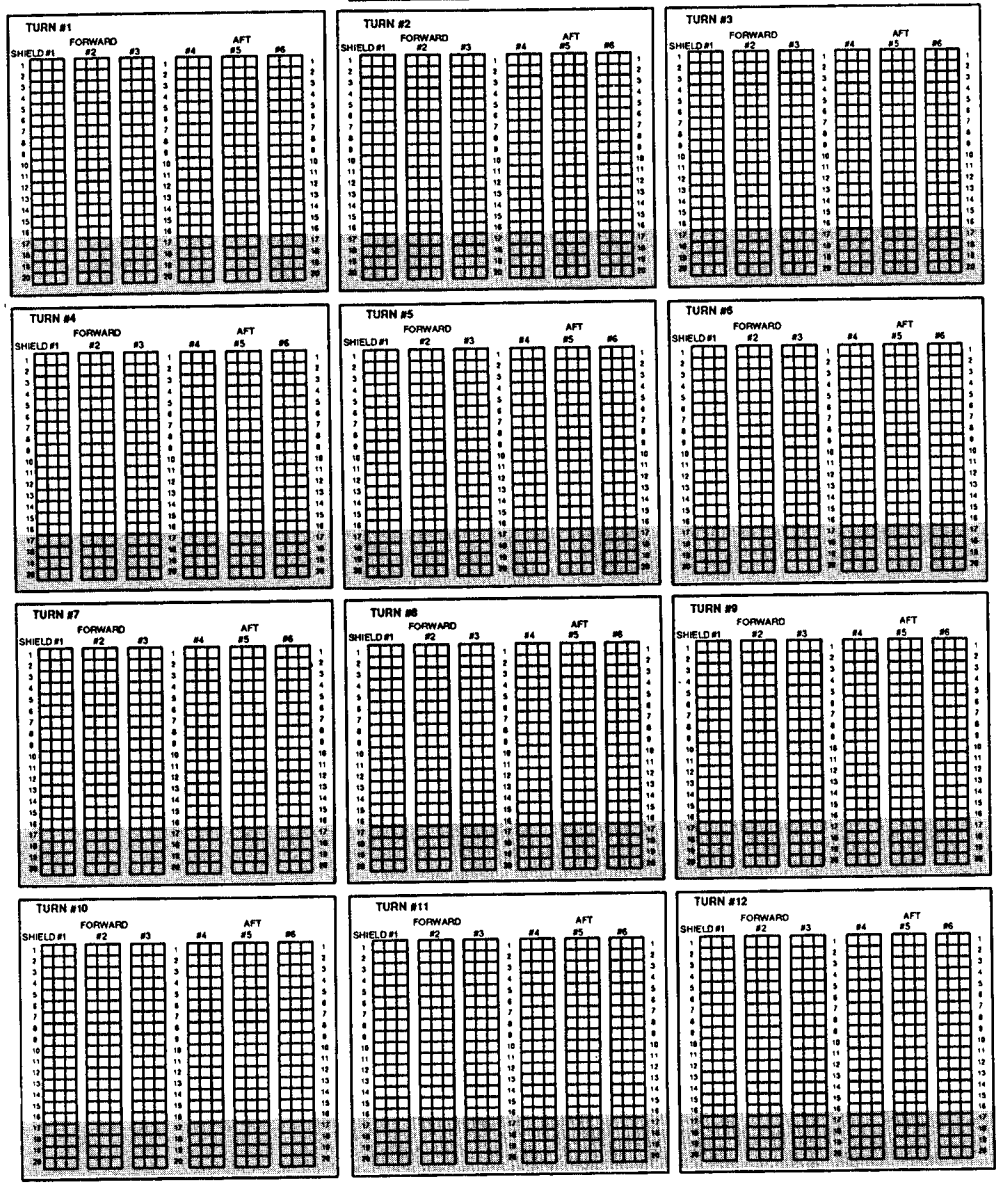
SHIELDS

SHIELD TYPE FSL SHIELD POINT RATIO 1 / 3 MAXIMUM SHIELD POWER 16

SHIELD POINTS AVAILABLE

#1	#2	#3	#4	#5	#6	#7	#8	#9	#10	#11	#12

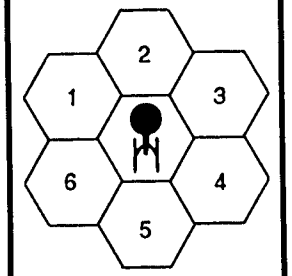
DAMAGE CHART A B (C)



DAMAGE POINT RECORD

TURN #1 _____	TURN #5 _____	TURN # 9 _____
#2 _____	#6 _____	#10 _____
#3 _____	#7 _____	#11 _____
#4 _____	#8 _____	#12 _____

SHIELDS DIAGRAM



SYSTEMS REPAIR STATUS

	1ST HIT	2ND HIT	3RD HIT	4TH HIT	5TH HIT
SENSORS					
SHIELD #1	1-8	1-6	1-4	1-2	OUT
#2	1-8	1-6	1-4	1-2	OUT
#3	1-8	1-6	1-4	1-2	OUT
#4	1-8	1-6	1-4	1-2	OUT
#5	1-8	1-6	1-4	1-2	OUT
#6	1-8	1-6	1-4	1-2	OUT

ENGINEERING GRIDS

SHIELDS	1-8	1-6	1-4	1-2	OUT
WEAPONS	1-8	1-6	1-4	1-2	OUT
MANEUVER	1-8	1-6	1-4	1-2	OUT

SUPERSTRUCTURE DAMAGE TRACK

1	2	3	4	5	6	7	8	9	10	11	12	13	14	15	16	17	18	19	20
21	22	23	24	25	26	27	28	29	30	31	32	33	34	35	36	37	38	39	40
41	42	43	44	45	46	47	48	49	50	51	52	53	54	55	56	57	58	59	60

CREW 81

CASUALTY MODIFIER TRACK

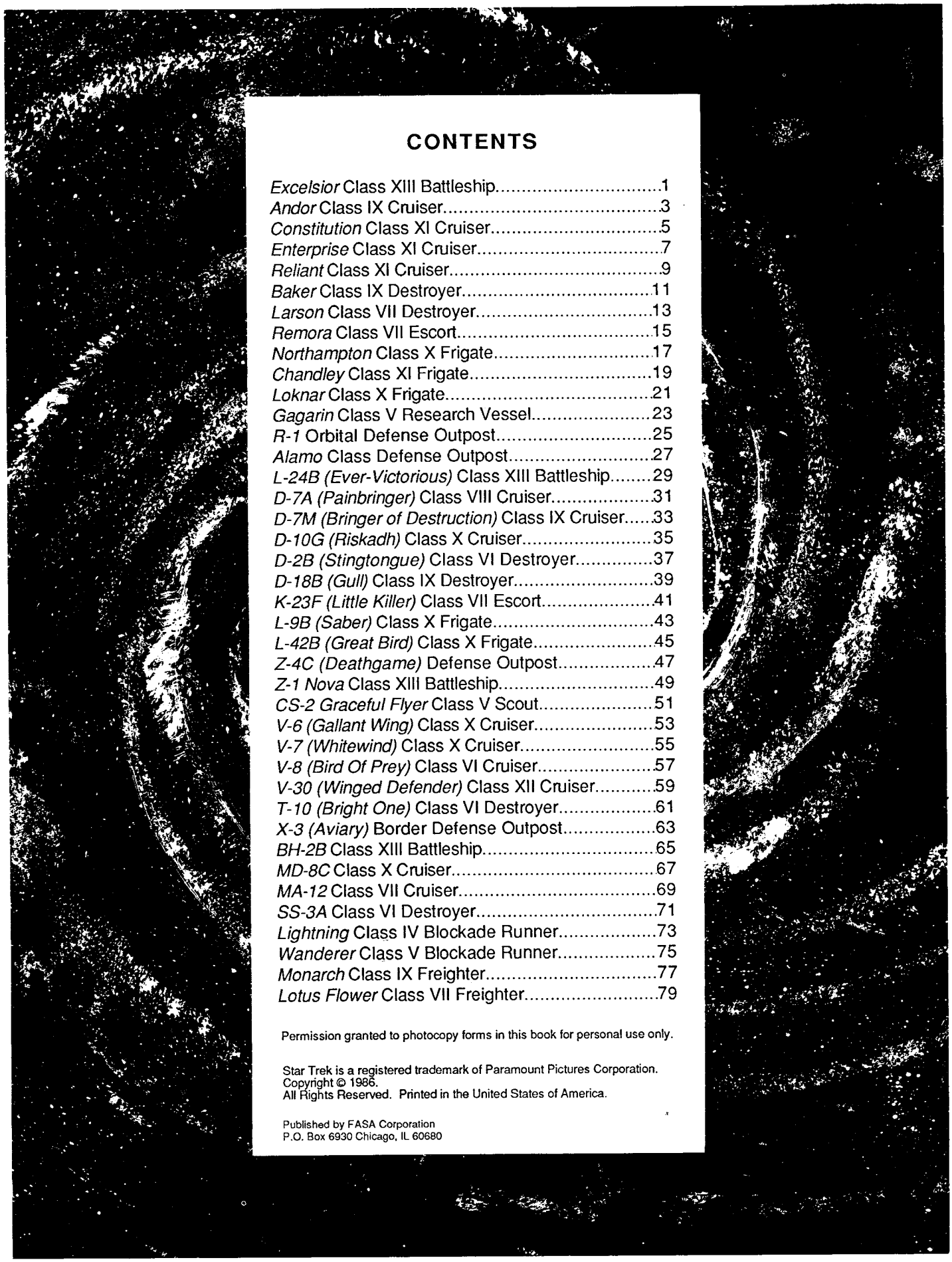
0–19%	20–39%	40–59%	60–69%	70 % +
0	–1 –10%	–2 –20%	–5 –50%	NO FIRING

PERCENT CASUALTIES TRACK

1	2	3	4	5	6	7	8	9	10	11	12	13	14	15	16	17	18	19	20
21	22	23	24	25	26	27	28	29	30	31	32	33	34	35	36	37	38	39	40
41	42	43	44	45	46	47	48	49	50	51	52	53	54	55	56	57	58	59	60
61	62	63	64	65	66	67	68	69	70	71	72	73	74	75	76	77	78	79	80
81	82	83	84	85	86	87	88	89	90	91	92	93	94	95	96	97	98	99	100

FASA CORPORATION

PERMISSION GRANTED TO PHOTOCOPY FOR PERSONAL USE



CONTENTS

Excelsior Class XIII Battleship....1
Andor Class IX Cruiser....3
Constitution Class XI Cruiser....5
Enterprise Class XI Cruiser....7
Reliant Class XI Cruiser....9
Baker Class IX Destroyer....11
Larson Class VII Destroyer....13
Remora Class VII Escort....15
Northampton Class X Frigate....17
Chandley Class XI Frigate....19
Loknar Class X Frigate....21
Gagarin Class V Research Vessel....23
R-1 Orbital Defense Outpost....25
Alamo Class Defense Outpost....27
L-24B (Ever-Victorious) Class XIII Battleship....29
D-7A (Painbringer) Class VIII Cruiser....31
D-7M (Bringer of Destruction) Class IX Cruiser....33
D-10G (Riskadh) Class X Cruiser....35
D-2B (Stingtongue) Class VI Destroyer....37
D-18B (Gull) Class IX Destroyer....39
K-23F (Little Killer) Class VII Escort....41
L-9B (Saber) Class X Frigate....43
L-42B (Great Bird) Class X Frigate....45
Z-4C (Deathgame) Defense Outpost....47
Z-1 Nova Class XIII Battleship....49
CS-2 Graceful Flyer Class V Scout....51
V-6 (Gallant Wing) Class X Cruiser....53
V-7 (Whitewind) Class X Cruiser....55
V-8 (Bird Of Prey) Class VI Cruiser....57
V-30 (Winged Defender) Class XII Cruiser....59
T-10 (Bright One) Class VI Destroyer....61
X-3 (Aviary) Border Defense Outpost....63
BH-2B Class XIII Battleship....65
MD-8C Class X Cruiser....67
MA-12 Class VII Cruiser....69
SS-3A Class VI Destroyer....71
Lightning Class IV Blockade Runner....73
Wanderer Class V Blockade Runner....75
Monarch Class IX Freighter....77
Lotus Flower Class VII Freighter....79

Permission granted to photocopy forms in this book for personal use only.

Star Trek is a registered trademark of Paramount Pictures Corporation.
Copyright © 1986.
All Rights Reserved. Printed in the United States of America.

Published by FASA Corporation
P.O. Box 6930 Chicago, IL 60680